

# Observation of a Significant Excess of Electron-Like Events in the MiniBooNE Short-Baseline Neutrino Experiment

arXiv:1805.12028

## outline

1. MiniBooNE neutrino experiment
2. Booster Neutrino Beamline (BNB)
3. MiniBooNE detector
4. Oscillation candidate search
5. Discussion

Teppei Katori for the MiniBooNE collaboration  
Queen Mary University of London  
HEP seminar, Rutherford Appleton Lab, UK, Nov. 23, 2018

# 1. MiniBooNE neutrino experiment

## 2. Booster Neutrino Beamline (BNB)

## 3. MiniBooNE detector

## 4. Oscillation candidate search

## 5. Discussion



Thursday, May 31, 2018

## New results confirm old anomaly in neutrino data

The collaboration of a neutrino experiment called MiniBooNe just published their new results.

### Observation of a Significant Excess of Electron-Like Events in the MiniBooNE Short-Baseline Neutrino Experiment

MiniBooNE Collaboration  
arXiv:1805.12028 [hep-ex]

It's a rather unassuming paper, but it deserves a signal boost because for once we have an anomaly that did not vanish with further examination. Indeed, it actually increased in significance, now standing at a whopping  $6.1\sigma$ .



ABSTRACTIONS BLOG

# Evidence Found for a New Fundamental Particle

10 |

*An experiment at the Fermi National Accelerator Laboratory in Chicago has detected far more electron neutrinos than expected, a possible harbinger of a revolutionary new element called the sterile neutrino, though many physicists*

PHYSICS


## Physicists Are Excited About Fresh Evidence for a New 'Sterile' Fundamental Particle

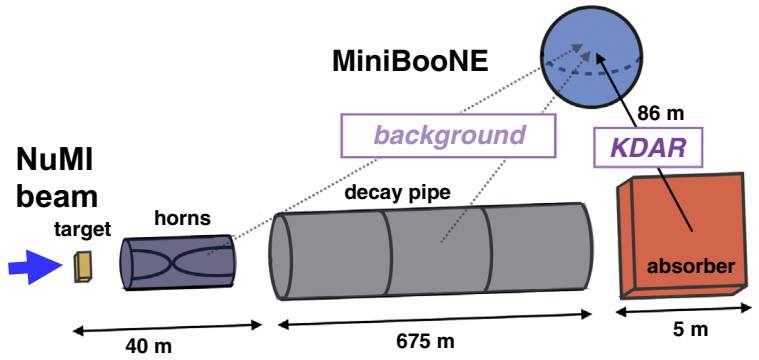


Ryan F. Mandelbaum  
6/04/18 3:20pm • Filed to: NEUTRINOS

19.4K | 5 | 9

The screenshot shows the BBC News website interface. At the top, there's the BBC logo, a user account icon, and navigation links for News, Sport, Weather, iPlayer, TV, and Radio. Below this is a red banner with the word 'NEWS' in large white letters. Underneath the banner is a secondary navigation bar with links for Home, UK, World, Business, Politics, Tech, Science, Health, and Family & Education. The main content area is titled 'Science & Environment' and features a large headline: 'Has US physics lab found a new particle?'. Below the headline, it says 'By Paul Rincon, Science editor, BBC News website' and '6 June 2018'. At the bottom of the article preview, there are social media sharing icons for Facebook, Twitter, Messenger, Email, and a 'Share' button.





PHYSICAL REVIEW LETTERS **120**, 141802 (2018)

Editors' Suggestion    Featured in Physics

### First Measurement of Monoenergetic Muon Neutrino Charged Current Interactions

A. A. Aguilar-Arevalo,<sup>13</sup> B. C. Brown,<sup>6</sup> L. Bugel,<sup>12</sup> G. Cheng,<sup>5</sup> E. D. Church,<sup>20</sup> J. M. Conrad,<sup>12</sup> R. L. Cooper,<sup>10,16</sup> R. Dharmapalan,<sup>1</sup> Z. Djurcic,<sup>2</sup> D. A. Finley,<sup>6</sup> R. S. Fitzpatrick,<sup>14,\*</sup> R. Ford,<sup>6</sup> F. G. Garcia,<sup>6</sup> G. T. Garvey,<sup>10</sup> J. Grange,<sup>2,†</sup> W. Huelsnitz,<sup>10</sup> C. Ignarra,<sup>12</sup> R. Imlay,<sup>11</sup> R. A. Johnson,<sup>3</sup> J. R. Jordan,<sup>14,‡</sup> G. Karagiorgi,<sup>5</sup> T. Katori,<sup>17</sup> T. Kobilarcik,<sup>6</sup> W. C. Louis,<sup>10</sup> K. Mahn,<sup>5,15</sup> C. Mariani,<sup>19</sup> W. Marsh,<sup>6</sup> G. B. Mills,<sup>10</sup> J. Mirabal,<sup>10</sup> C. D. Moore,<sup>6</sup> J. Mousseau,<sup>14</sup> P. Nienaber,<sup>18</sup> B. Osmanov,<sup>7</sup> Z. Pavlovic,<sup>10</sup> D. Perevalov,<sup>6</sup> H. Ray,<sup>7</sup> B. P. Roe,<sup>14</sup> A. D. Russell,<sup>6</sup> M. H. Shaevitz,<sup>5</sup> J. Spitz,<sup>14,§</sup> I. Stancu,<sup>1</sup> R. Tayloe,<sup>9</sup> R. T. Thornton,<sup>10</sup> R. G. Van de Water,<sup>10</sup> M. O. Wascko,<sup>8</sup> D. H. White,<sup>10</sup> D. A. Wickremasinghe,<sup>3</sup> G. P. Zeller,<sup>6</sup> and E. D. Zimmerman<sup>4</sup>

**PRL120(2018)141802** (MiniBooNE Collaboration)

**PHYS ORG** Nanotechnology    Physics    Earth    Astronomy & Space    Technology    Chemistry    Biology    Other

f t r e m

Home » Physics » General Physics » June 5, 2018

# Blast from the past—First measurement of mono-energetic neutrinos

June 5, 2018 by Savannah Mitchem, Argonne National Laboratory

PHYSICAL REVIEW LETTERS **120**, 141802 (2018)

Home    About    Science    Jobs    Contact    Phone Book

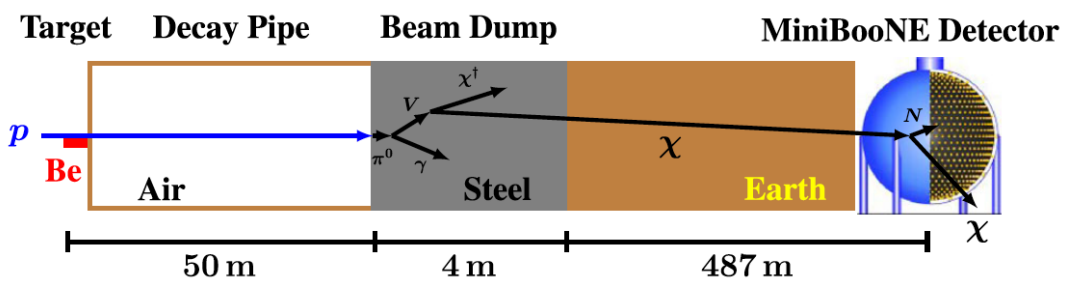
Fermilab at Work    Quick Links    Life    Organization    Policies    Manuals    Forms    Experiments

Featured    Last comment

Researchers ask A... does God look like? 27

Speculative wormho... revolutionize astrop... 2018 19

Choice matters: The... of production



MiniBooNE keep providing high impact results!

## News at work

### The MiniBooNE search for dark matter

July 18, 2017 | Ranjan Dharmapalan and Tyler Thornton

PHYSICAL REVIEW LETTERS

week ending 2 JUNE 2017

id, the e in model About serious in more

### Dark Matter Search in a Proton Beam Dump with MiniBooNE

A. A. Aguilar-Arevalo,<sup>1</sup> M. Backfish,<sup>2</sup> A. Bashyal,<sup>3</sup> B. Batell,<sup>4</sup> B. C. Brown,<sup>2</sup> R. Carr,<sup>5</sup> A. Chatterjee,<sup>3</sup> R. L. Cooper,<sup>6,7</sup> P. deNiverville,<sup>8</sup> R. Dharmapalan,<sup>9</sup> Z. Djurcic,<sup>9</sup> R. Ford,<sup>2</sup> F. G. Garcia,<sup>2</sup> G. T. Garvey,<sup>10</sup> J. Grange,<sup>9,11</sup> J. A. Green,<sup>10</sup> W. Huelsnitz,<sup>10</sup> I. L. de Icaza Astiz,<sup>1</sup> G. Karagiorgi,<sup>5</sup> T. Katori,<sup>12</sup> W. Ketchum,<sup>10</sup> T. Kobilarcik,<sup>2</sup> Q. Liu,<sup>10</sup> W. C. Louis,<sup>10</sup> W. Marsh,<sup>2</sup> C. D. Moore,<sup>2</sup> G. B. Mills,<sup>10</sup> J. Mirabal,<sup>10</sup> P. Nienaber,<sup>13</sup> Z. Pavlovic,<sup>10</sup> D. Perevalov,<sup>2</sup> H. Ray,<sup>11</sup> B. P. Roe,<sup>14</sup> M. H. Shaevitz,<sup>5</sup> S. Shahsavarani,<sup>3</sup> I. Stancu,<sup>15</sup> R. Tayloe,<sup>6</sup> C. Taylor,<sup>10</sup> R. T. Thornton,<sup>6</sup> R. Van de Water,<sup>10</sup> W. Wester,<sup>2</sup> D. H. White,<sup>10</sup> and J. Yu<sup>3</sup>

MiniBooNE-DM Collaboration

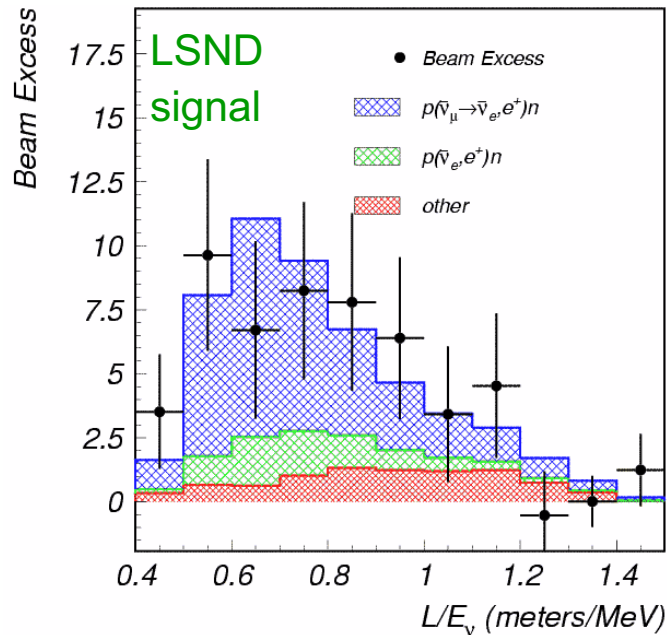
**PRL118(2017)221803**



# 1. LSND experiment

LSND experiment at Los Alamos observed excess of anti-electron neutrino events in the anti-muon neutrino beam.

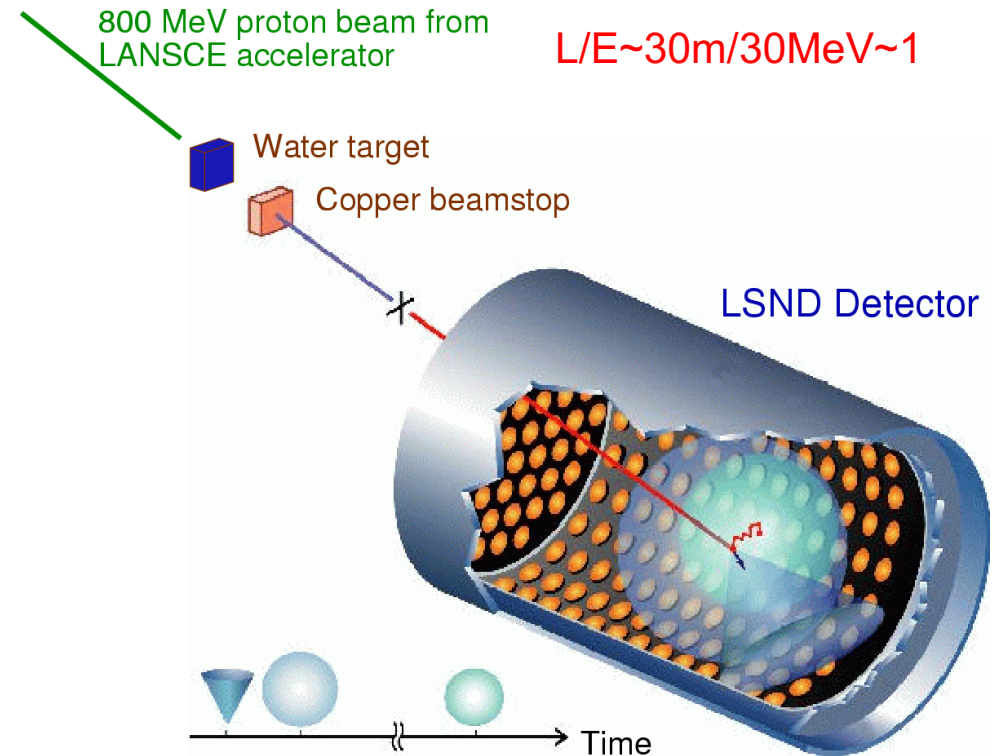
$87.9 \pm 22.4 \pm 6.0$  ( $3.8.\sigma$ )



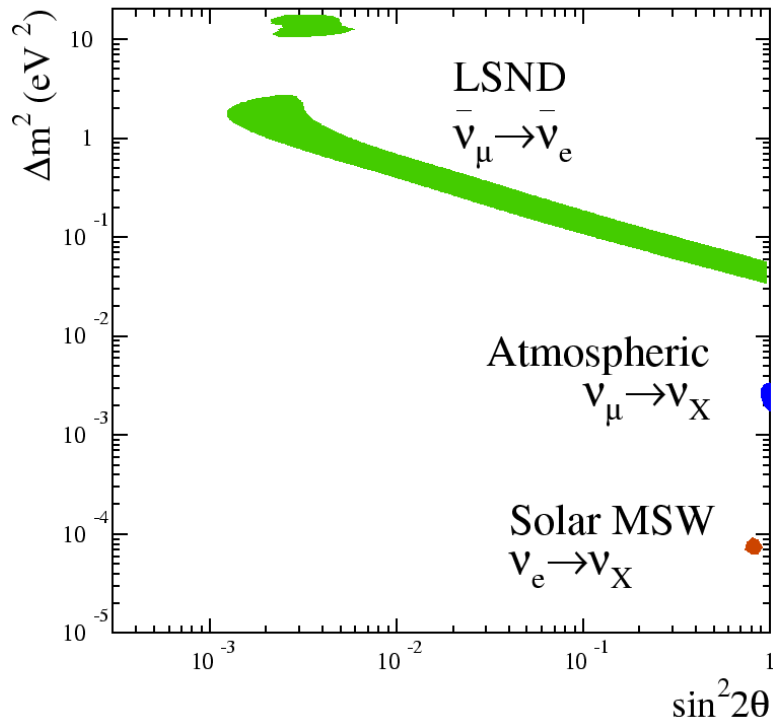
$$P(\nu_\mu \rightarrow \nu_e) = \sin^2 2\theta \sin^2 \left( 1.27 \Delta m^2 \frac{L}{E} \right)$$

$$\bar{\nu}_\mu \xrightarrow{\text{oscillation}} \bar{\nu}_e + p \rightarrow e^+ + n$$

$$n + p \rightarrow d + \gamma$$



# 1. LSND experiment

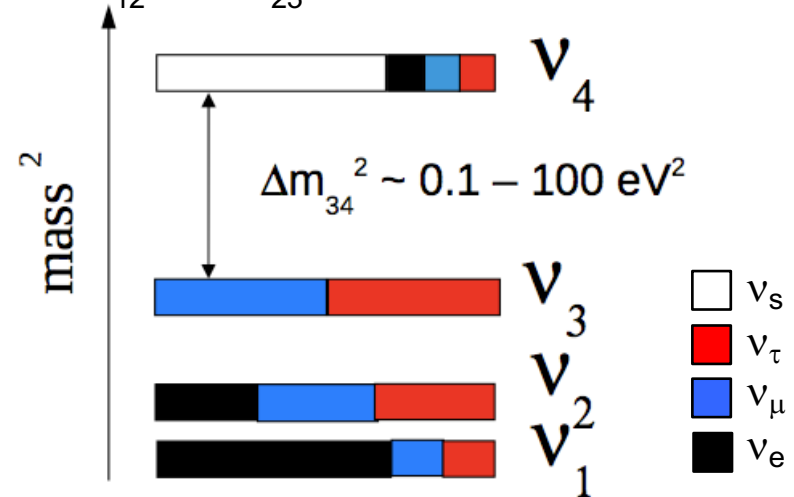


3 types of neutrino oscillations are found:

LSND neutrino oscillation:  $\Delta m^2 \sim 1 \text{ eV}^2$   
 Atmospheric neutrino oscillation:  $\Delta m^2 \sim 10\text{-}3 \text{ eV}^2$   
 Solar neutrino oscillation:  $\Delta m^2 \sim 10\text{-}5 \text{ eV}^2$

But we cannot have so many  $\Delta m^2$ !

$$\Delta m_{13}^2 \neq \Delta m_{12}^2 + \Delta m_{23}^2$$



LSND signal indicates 4th generation neutrino, but we know there is no additional flavour from Z-boson decay, so it must be **sterile neutrino**

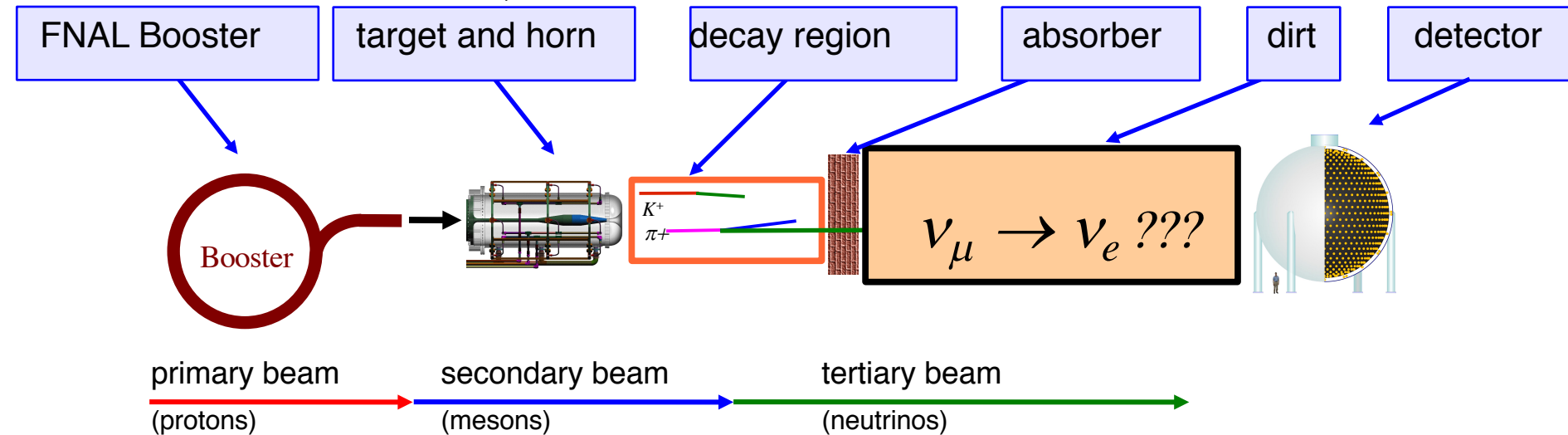
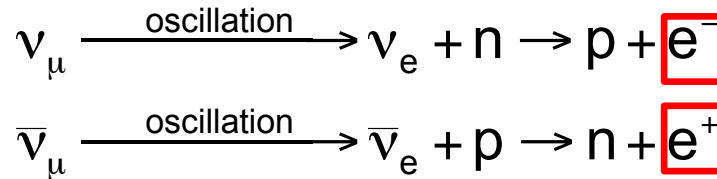
MiniBooNE is designed to have same  $L/E \sim 500 \text{ m}/500 \text{ MeV} \sim 1$  to test LSND  $\Delta m^2 \sim 1 \text{ eV}^2$

# 1. MiniBooNE experiment

$$P(\nu_\mu \rightarrow \nu_e) = \sin^2 2\theta \sin^2 \left( 1.27 \Delta m^2 \frac{L}{E} \right)$$

Keep L/E same with LSND, while changing systematics, energy & event signature;

MiniBooNE is looking for **the single isolated electron like events**, which is the signature of  $\nu_e$  events

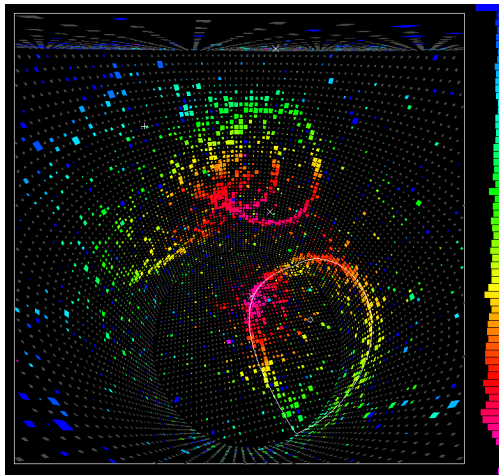


MiniBooNE has;

- higher energy (~500 MeV) than LSND (~30 MeV)
- longer baseline (~500 m) than LSND (~30 m)

# 1. MiniBooNE is extremely influential! – Tools

fitQun: MiniBooNE: NIMA608(2009)206  
Likelihood-based Cherenkov ring fitter, the main reconstruction used by Super-Kamiokande (LSND→MiniBooNE→SuperK).

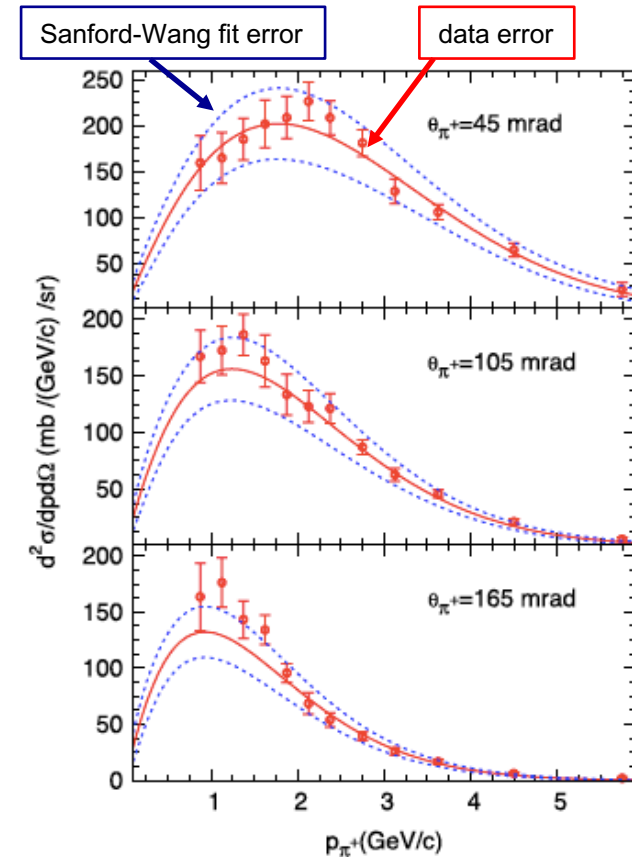
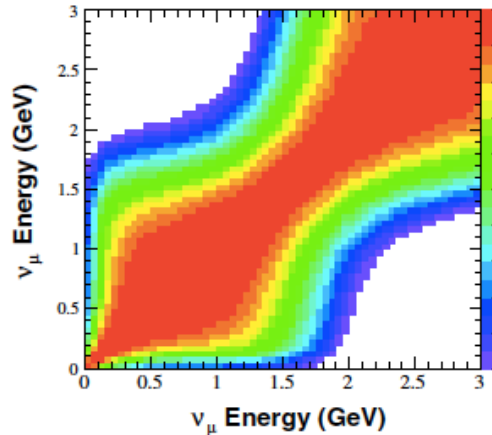


Online remote shift:

- <1 event per minute
- Even ACNET became web interface after this!
- Almost all neutrino experiments at Fermilab adapted online remote shift, including NOvA, MicroBooNE, MINERvA, etc

Flux systematic error: MiniBooNE: PRD79(2009)072002

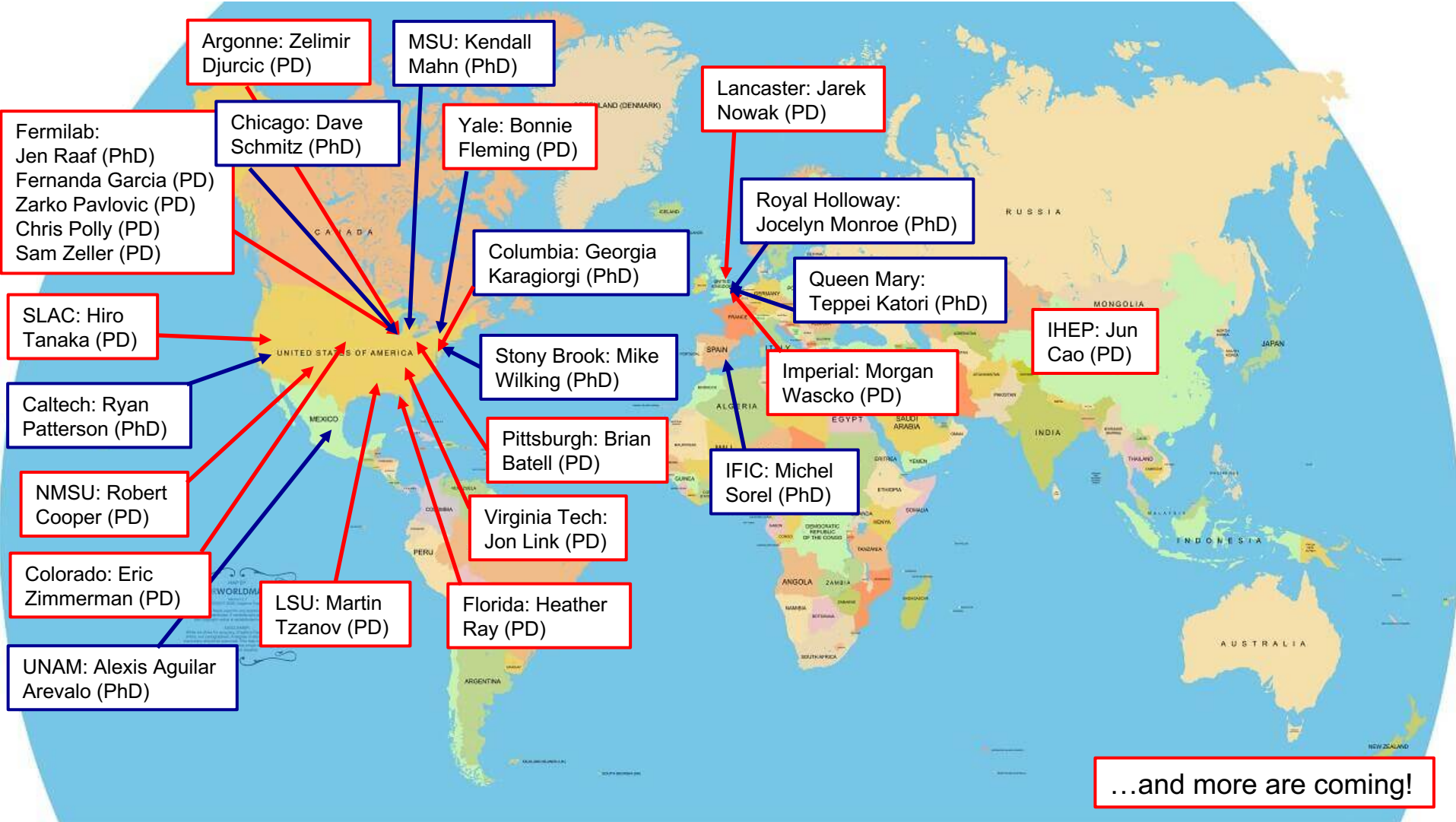
- Errors are derived directly from hadron production data (spline fit), not any flux model.
- Event weighted with multiverse simulation to make a smooth covariance matrix with taking account all correlations correctly.





1. MiniBooNE
2. Beam
3. Detector
4. Oscillation
5. Discussion

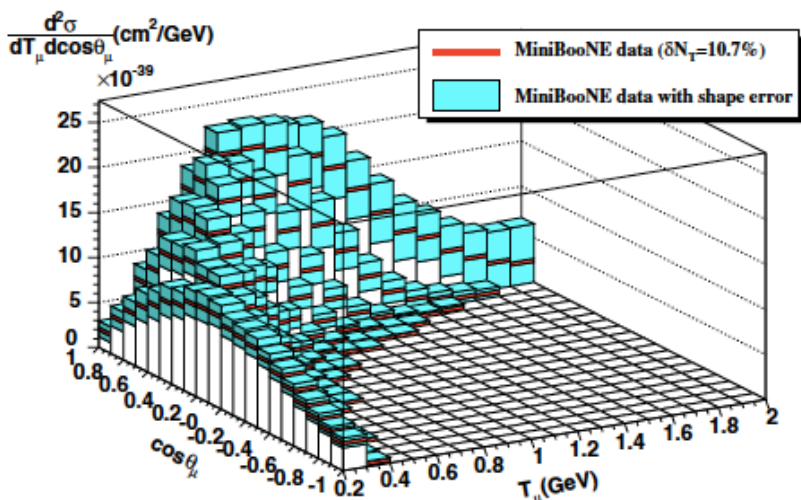
# 1. MiniBooNE is extremely influential! – Offspring



# 1. MiniBooNE is extremely influential! – Cross Sections

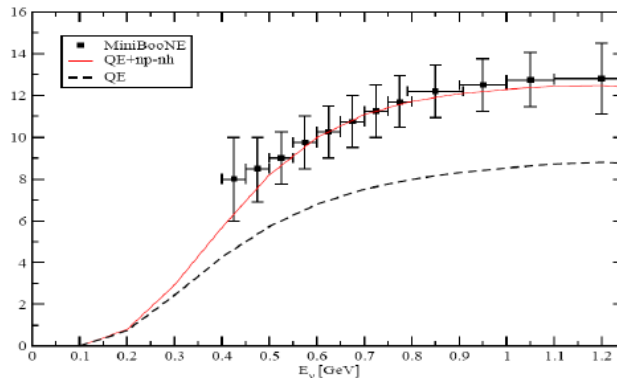
Flux-integrated differential cross section:  
 A new concept to measure, and report  
 neutrino cross section data, now the  
 standard of the community.

PHYSICAL REVIEW D 81, 092005 (2010)

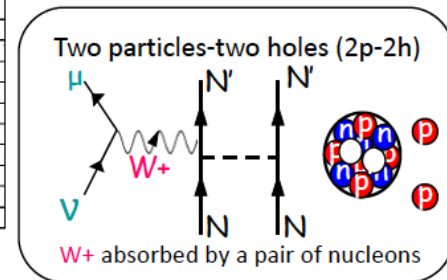
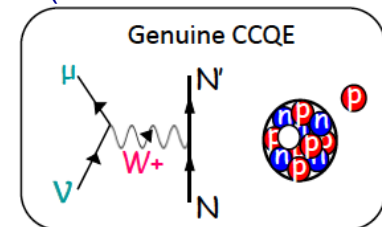


An explanation of this puzzle

Inclusion of the multinucleon  
 emission channel (np-nh)



(Slide from Marco Martini)



Discovery of nucleon correlation in neutrino scattering:

- Significant enhancement of cross section (10-30%)
- modify lepton kinematics and final state hadrons
- the hottest topic for T2K, MINERvA, MicroBooNE, etc

## Particle Data Group

- Section 42, “Monte Carlo Neutrino Generators” (Hugh Gallagher, Yoshinari Hayato)
- Section 50, “Neutrino Cross-Section Measurements” (Sam Zeller)

On going effort from MiniBooE initiative!

The first textbook of neutrino interaction physics!

“Foundation of Nuclear and Particle Physics”

- Cambridge University Press (2017), ISBN:0521765110
- Authors: Donnelly, Formaggio, Holstein, Milner, Surrow

1. MiniBooNE neutrino experiment

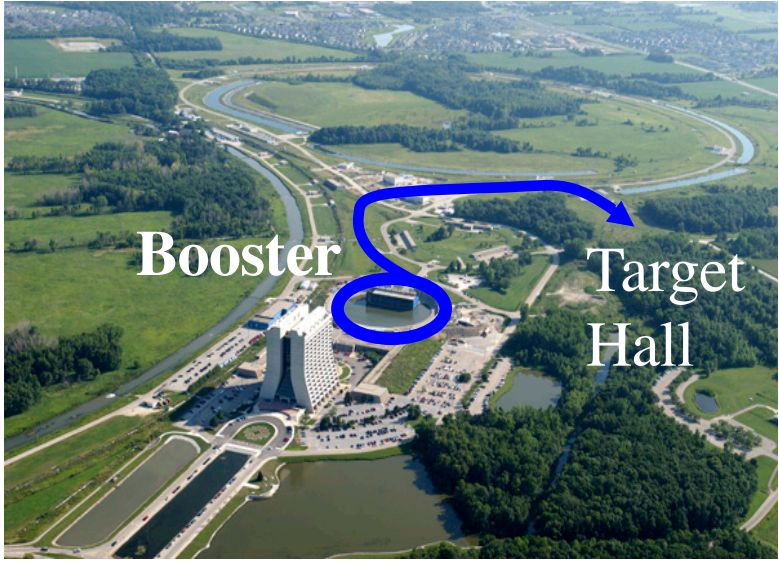
2. **Booster Neutrino Beamline (BNB)**

3. MiniBooNE detector

4. Oscillation candidate search

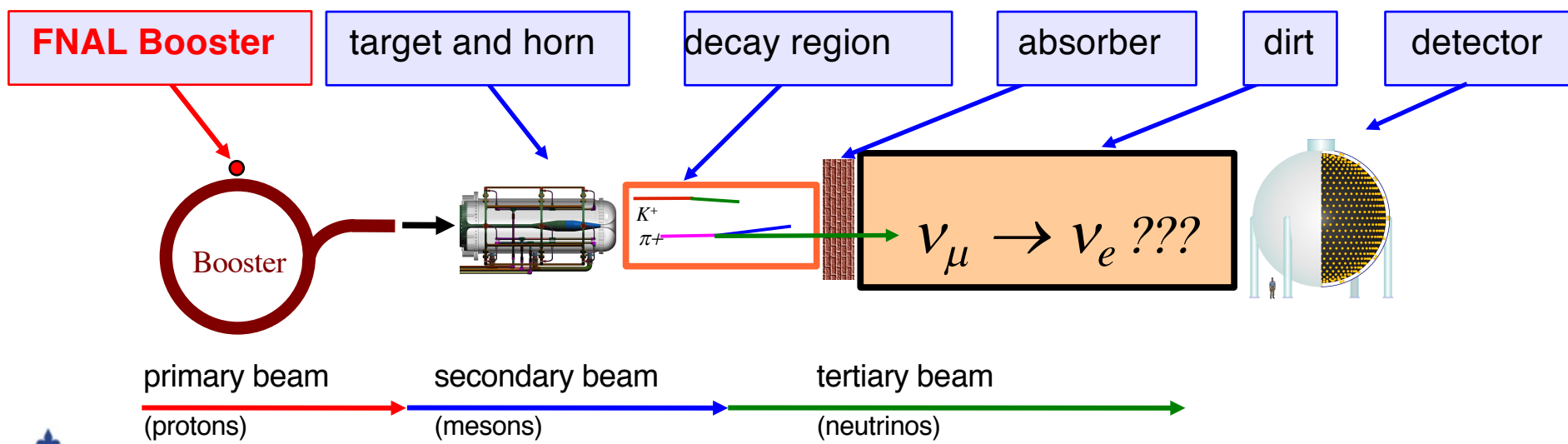
5. Discussion

# 2. Neutrino beam

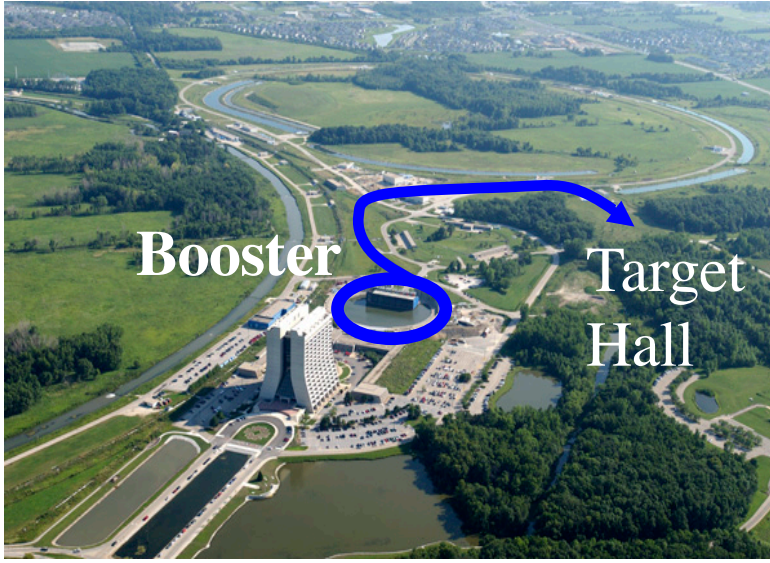


MiniBooNE extracts beam from the 8 GeV Booster

FNAL Booster

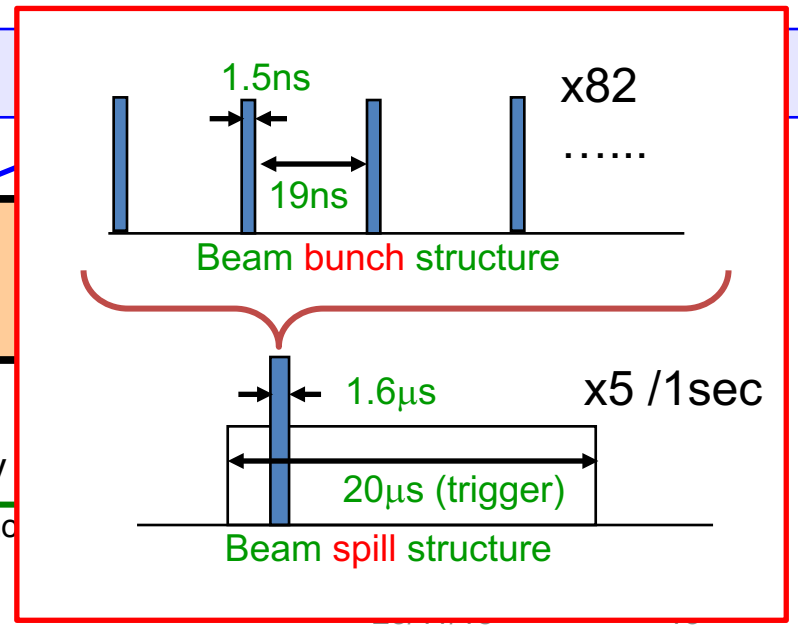
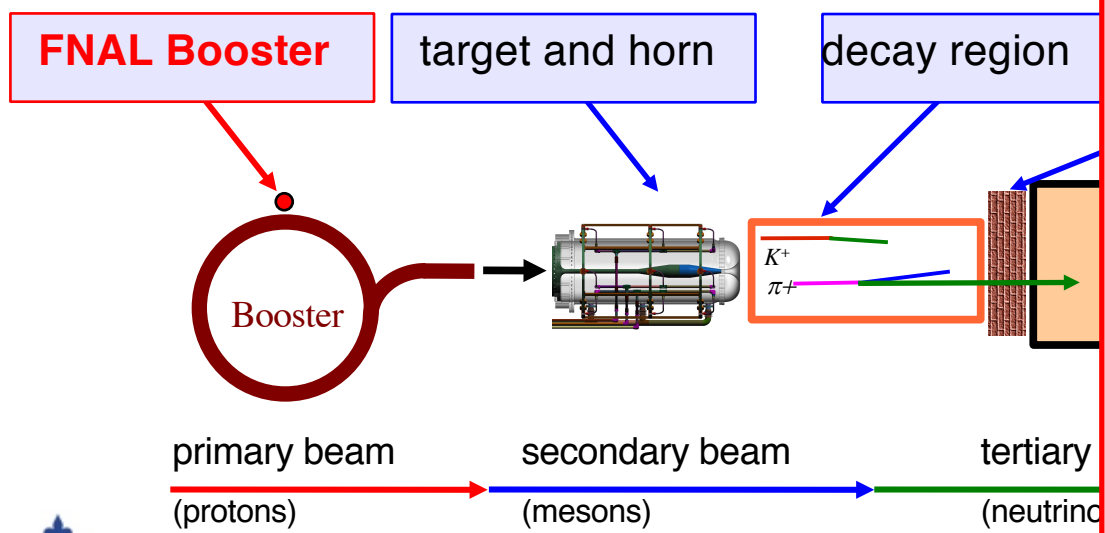


# 2. Neutrino beam



MiniBooNE extracts beam from the 8 GeV Booster


FNAL Booster



## 2. Neutrino beam



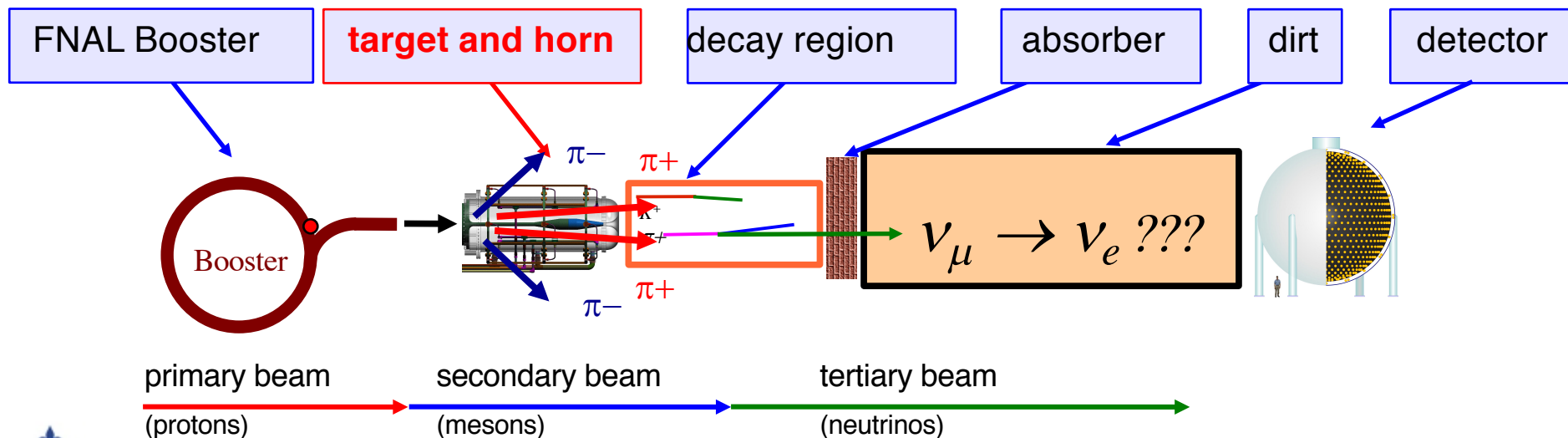
Magnetic focusing horn



8GeV protons are delivered to a  $1.7 \lambda$  Be target


within a magnetic horn (2.5 kV, 174 kA) that increases the flux by  $\times 6$

By switching the current direction, the horn can focus either positive (neutrino mode) or negative (antineutrino mode) mesons.



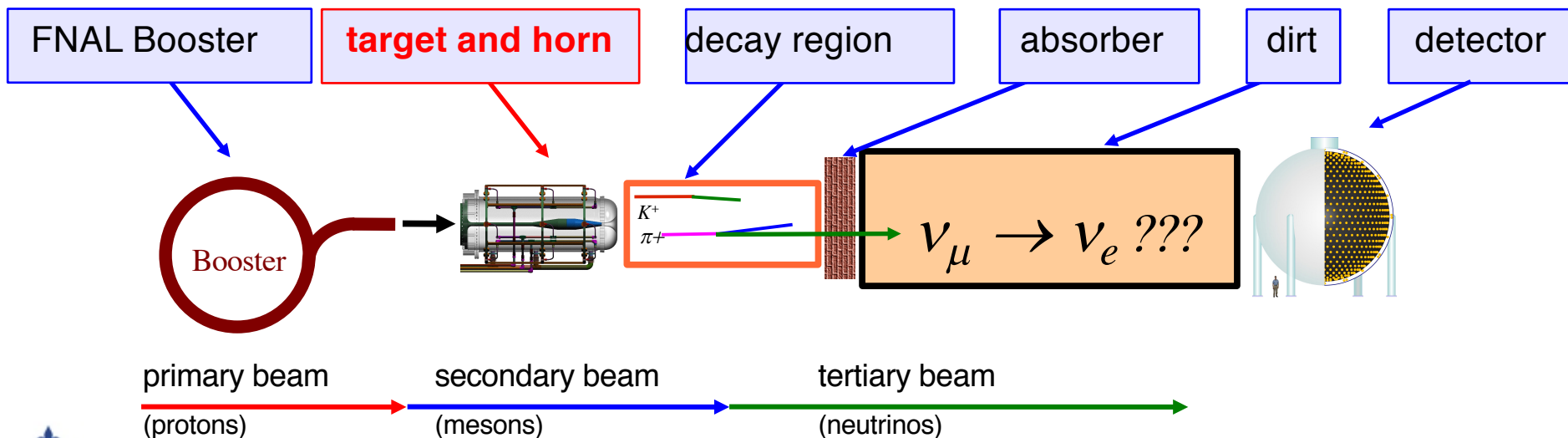
## 2. Neutrino beam

### HARP experiment (CERN)



Modeling of meson production is based on the measurement done by HARP collaboration.


- Identical, but 5%  $\lambda$  Beryllium target
- 8.9 GeV/c proton beam momentum
- >80% coverage for  $\pi^+$



## 2. Neutrino beam

1. MiniBooNE
2. Beam
3. Detector
4. Oscillation
5. Discussion

### HARP experiment (CERN)



Modeling of meson production is based on the measurement done by HARP collaboration.

- Identical, but 5%  $\lambda$  Beryllium target
- 8.9 GeV/c proton beam momentum
- >80% coverage for  $\pi^+$

FNAL Booster

target and horn

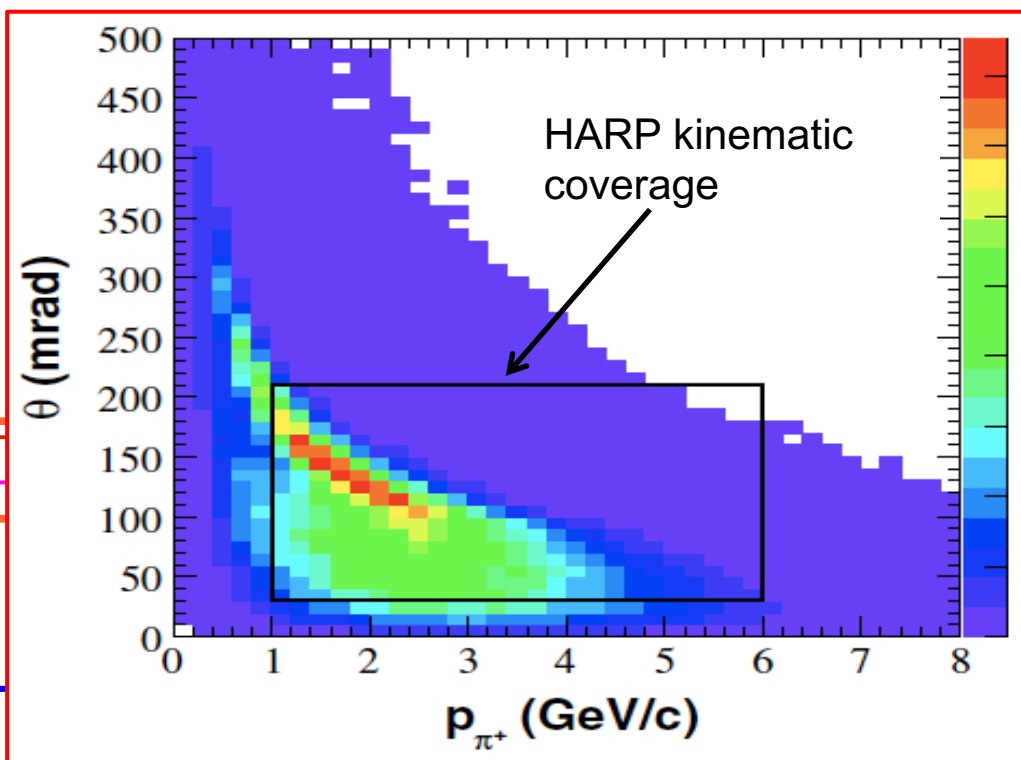
Booster

$K^+$

$\pi^+$

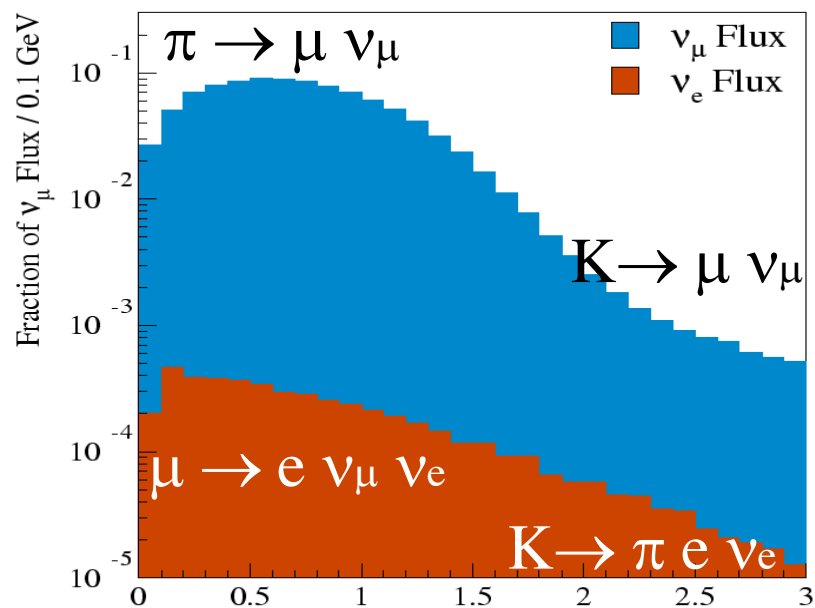
primary beam  
(protons)

secondary beam  
(mesons)





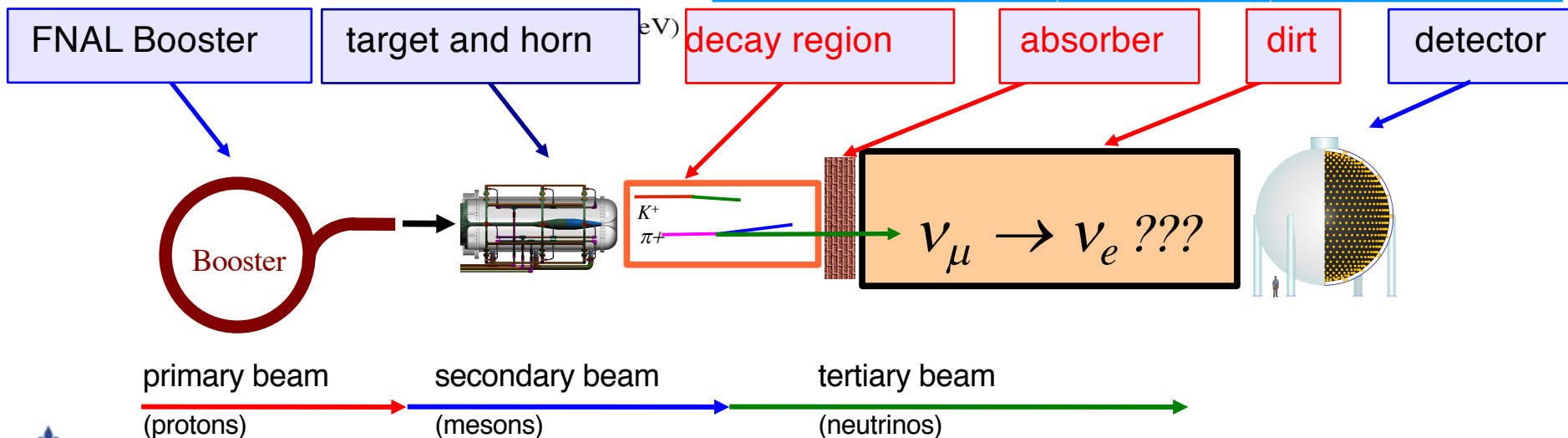
## 2. Neutrino beam



Neutrino flux from simulation by GEANT4

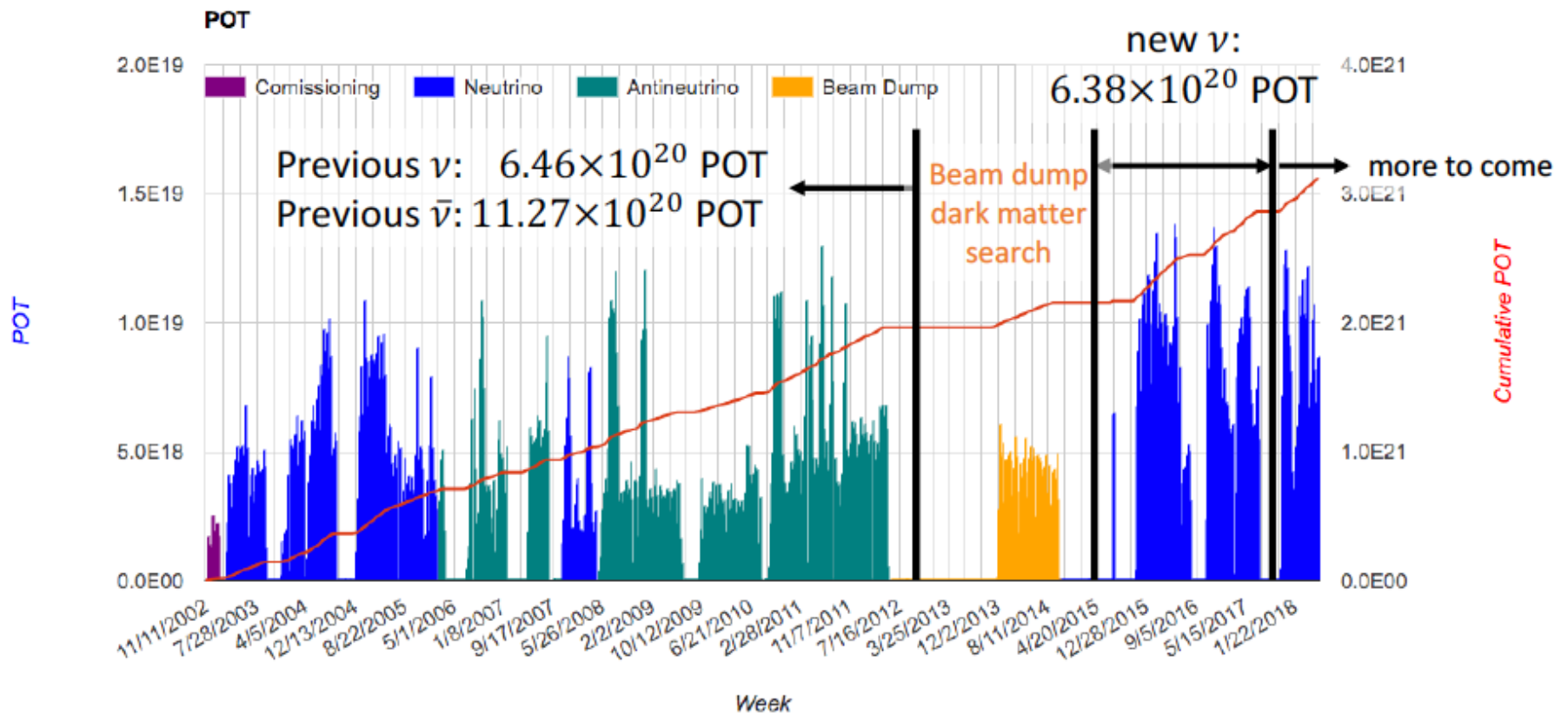
MiniBooNE is the  $\nu_e$  (anti  $\nu_e$ ) appearance oscillation experiment, so we need to know the distribution of beam origin  $\nu_e$  and anti  $\nu_e$  (intrinsic  $\nu_e$ )

	neutrino mode	antineutrino mode
intrinsic $\nu_e$ contamination	0.6%	0.6%
intrinsic $\nu_e$ from $\mu$ decay	49%	55%
intrinsic $\nu_e$ from K decay	47%	41%
others	4%	4%
wrong sign fraction	6%	16%



## 3. Data taking

- 15+ years of running in neutrino, antineutrino, and beam dump mode. More than  $30 \times 10^{20}$  POT to date.
- Result of a combined  $12.84 \times 10^{20}$  POT in  $\nu$  mode +  $11.27 \times 10^{20}$  POT in  $\bar{\nu}$  mode is presented in this talk



1. MiniBooNE neutrino experiment

2. Booster Neutrino Beamline (BNB)

**3. MiniBooNE detector**

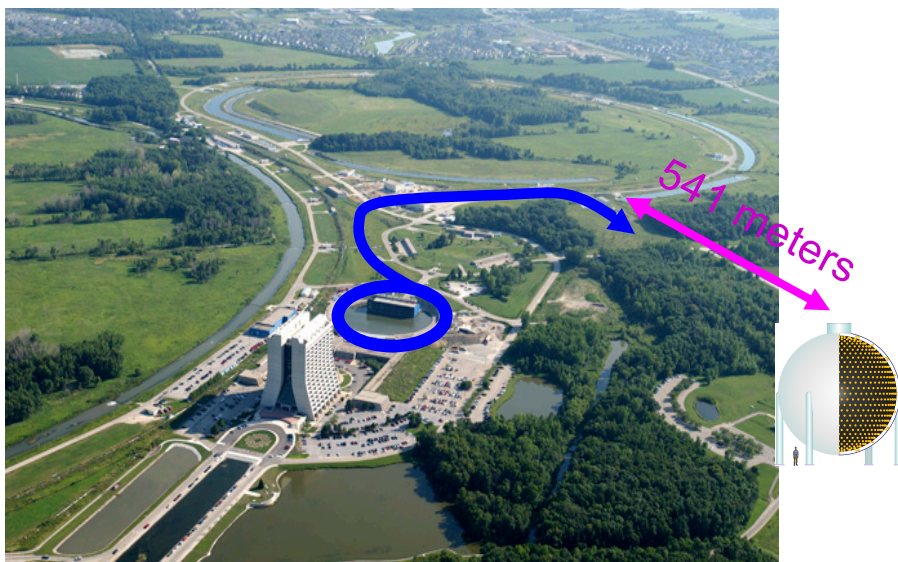
4. Oscillation candidate search

5. Discussion

### 3. Events in the Detector

#### The MiniBooNE Detector

- 541 meters downstream of target
- 12 meter diameter sphere  
(10 meter “fiducial” volume)
- Filled with 800 t of pure mineral oil ( $\text{CH}_2$ )  
(Fiducial volume: 450 t)
- 1280 inner phototubes,
- 240 veto phototubes




## 3. Events in the Detector

### The MiniBooNE Detector

- 541 meters downstream of target
- 12 meter diameter sphere  
(10 meter “fiducial” volume)
- Filled with 800 t of pure mineral oil ( $\text{CH}_2$ )  
(Fiducial volume: 450 t)
- 1280 inner phototubes,
- 240 veto phototubes



## 3. Events in the Detector



### The MiniBooNE Detector

- 541 meters downstream of target
- 12 meter diameter sphere  
(10 meter “fiducial” volume)
- Filled with 800 t of pure mineral oil ( $\text{CH}_2$ )  
(Fiducial volume: 450 t)
- 1280 inner phototubes,
- 240 veto phototubes

## 3. Events in the Detector

Times of hit-clusters (subevents)

Beam spill (1.6 $\mu$ s) is clearly evident

simple cuts eliminate cosmic backgrounds

Neutrino Candidate Cuts

<6 veto PMT hits

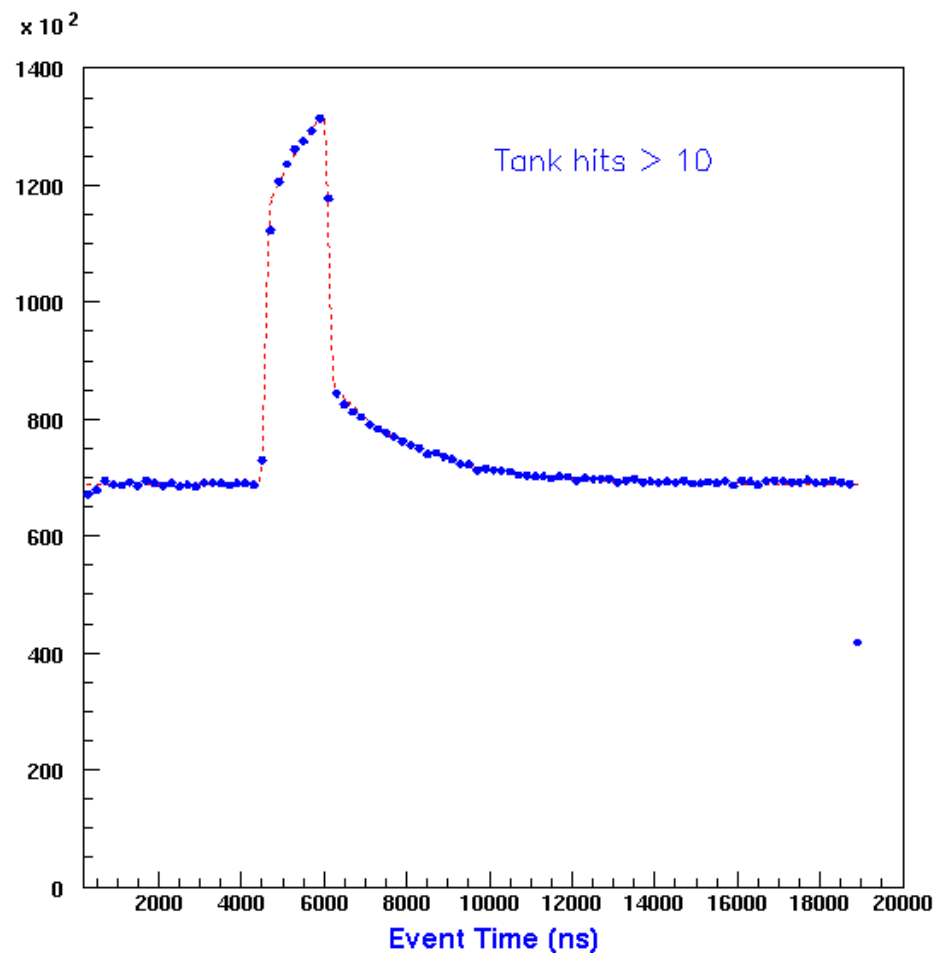
Gets rid of muons

>200 tank PMT hits

Gets rid of Michels

Only neutrinos are left!

Beam and  
Cosmic BG



## 3. Events in the Detector

Times of hit-clusters (subevents)

Beam spill (1.6 $\mu$ s) is clearly evident

simple cuts eliminate cosmic backgrounds

Neutrino Candidate Cuts

<6 veto PMT hits

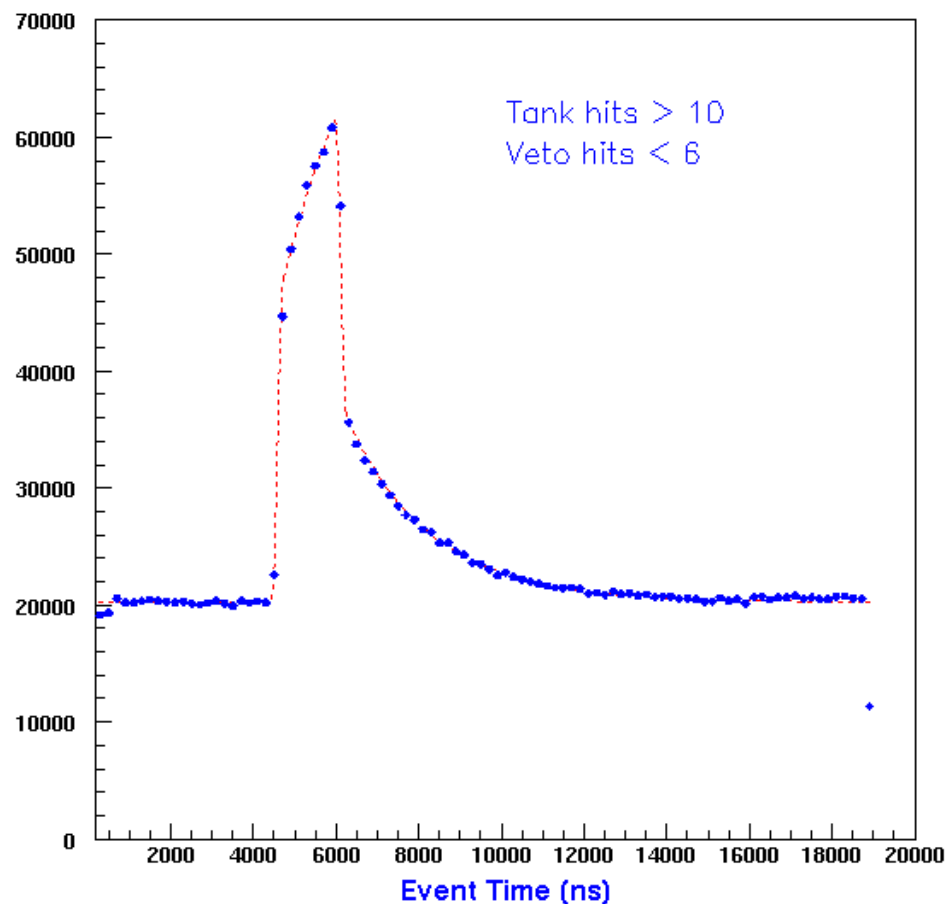
Gets rid of muons

>200 tank PMT hits

Gets rid of Michels

Only neutrinos are left!

Beam and  
Michels





## 3. Events in the Detector

Times of hit-clusters (subevents)

Beam spill (1.6 $\mu$ s) is clearly evident

simple cuts eliminate cosmic backgrounds

Neutrino Candidate Cuts

<6 veto PMT hits

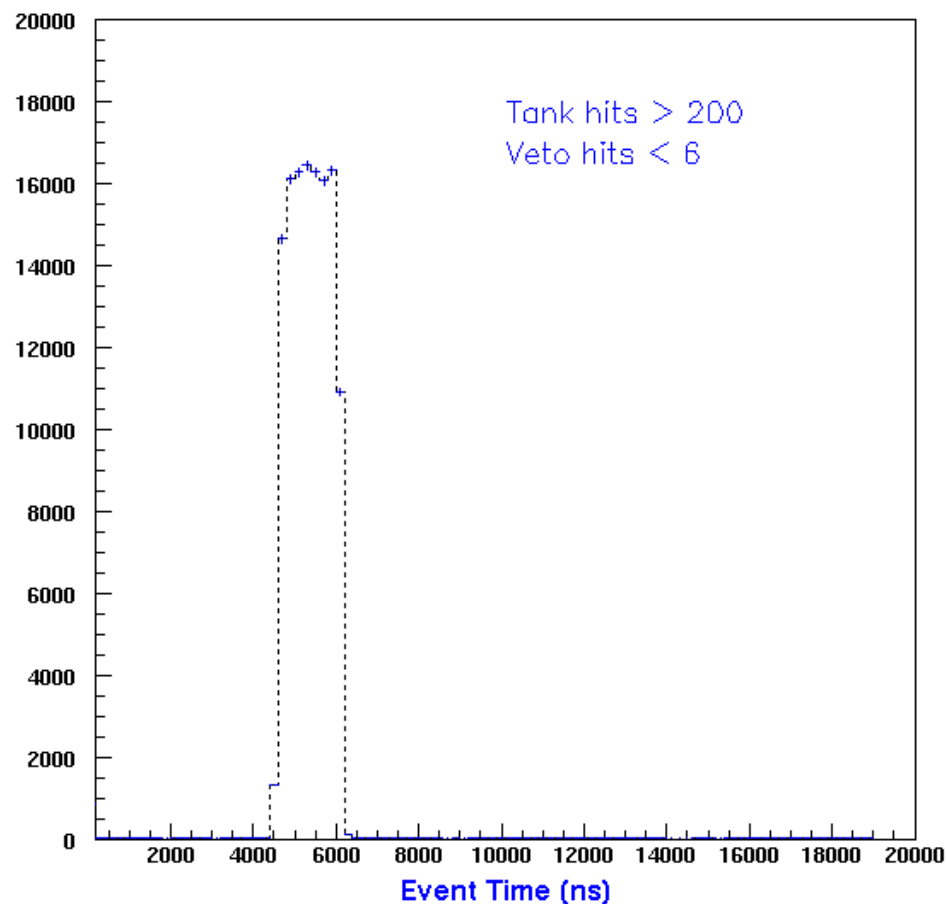
Gets rid of muons

>200 tank PMT hits

Gets rid of Michels

**Only neutrinos are left!**

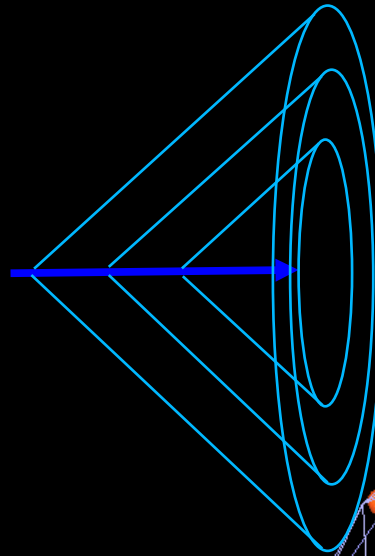
Beam  
Only



# 3. Events in the Detector

## Muons

- Long straight tracks
- Sharp clear rings



## Electrons

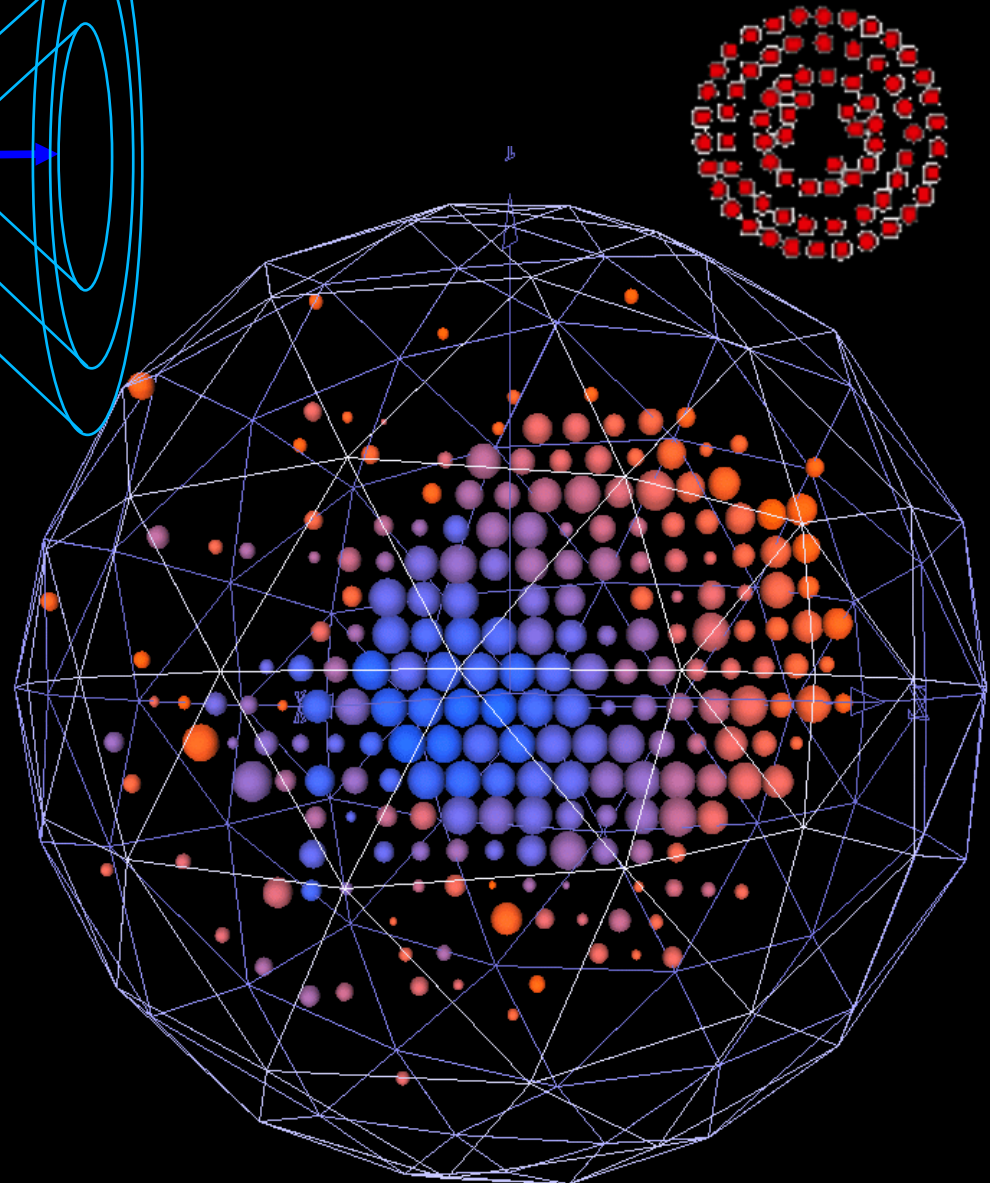
- Multiple scattering
- Radiative processes
- Scattered fuzzy rings

## Neutral pions

- Decays to 2 photons
- Double fuzzy rings

## NC elastic scattering

- No Cherenkov radiation
- Isotropic scintillation hits



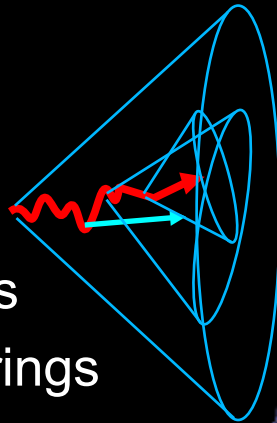
# 3. Events in the Detector

## Muons

- Long straight tracks
- Sharp clear rings

## Electrons

- Multiple scattering
- Radiative processes
- Scattered fuzzy rings

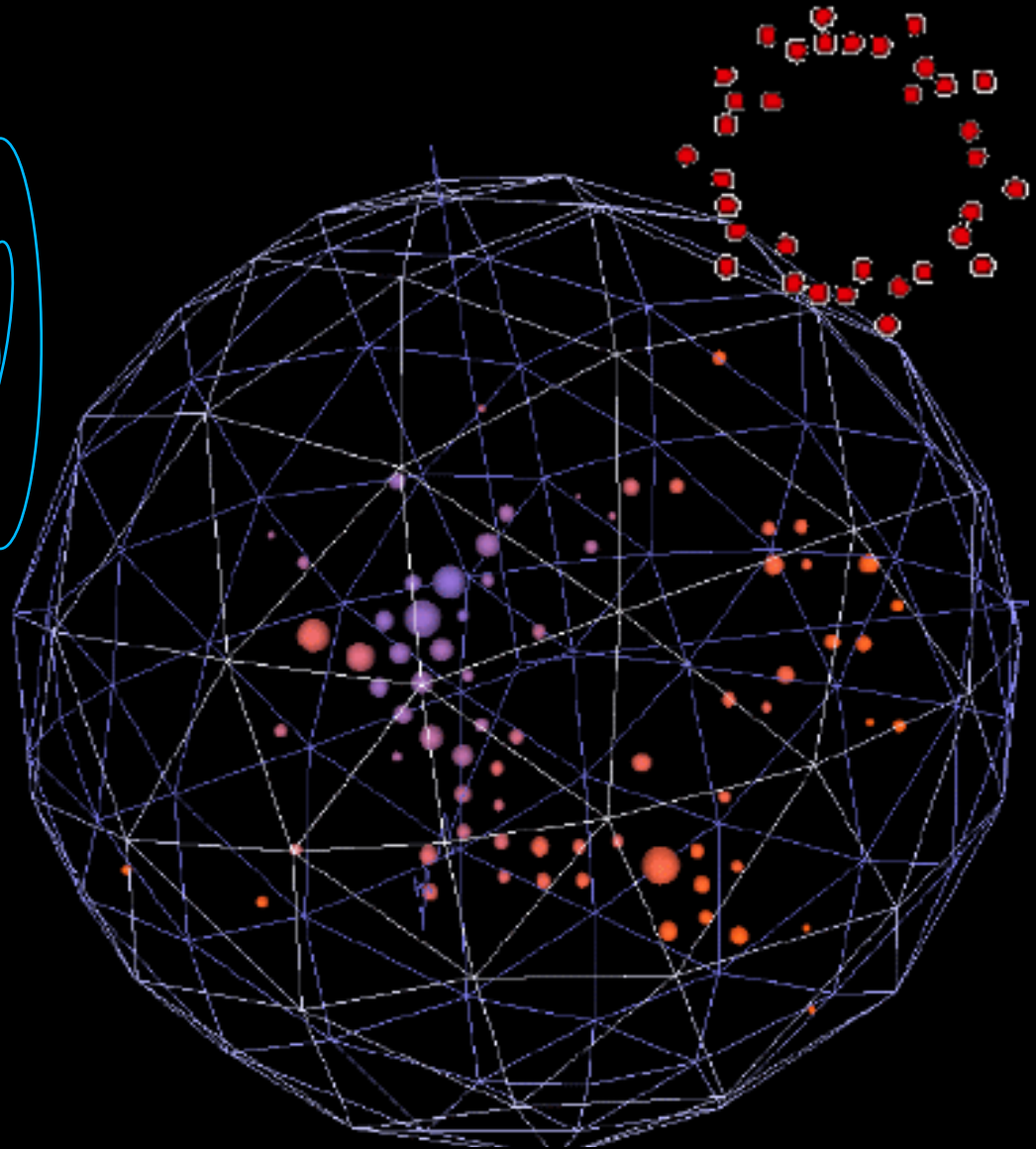


## Neutral pions

- Decays to 2 photons
- Double fuzzy rings

## NC elastic scattering

- No Cherenkov radiation
- Isotropic scintillation hits



# 3. Events in the Detector

## Muons

- Long straight tracks
- Sharp clear rings

## Electrons

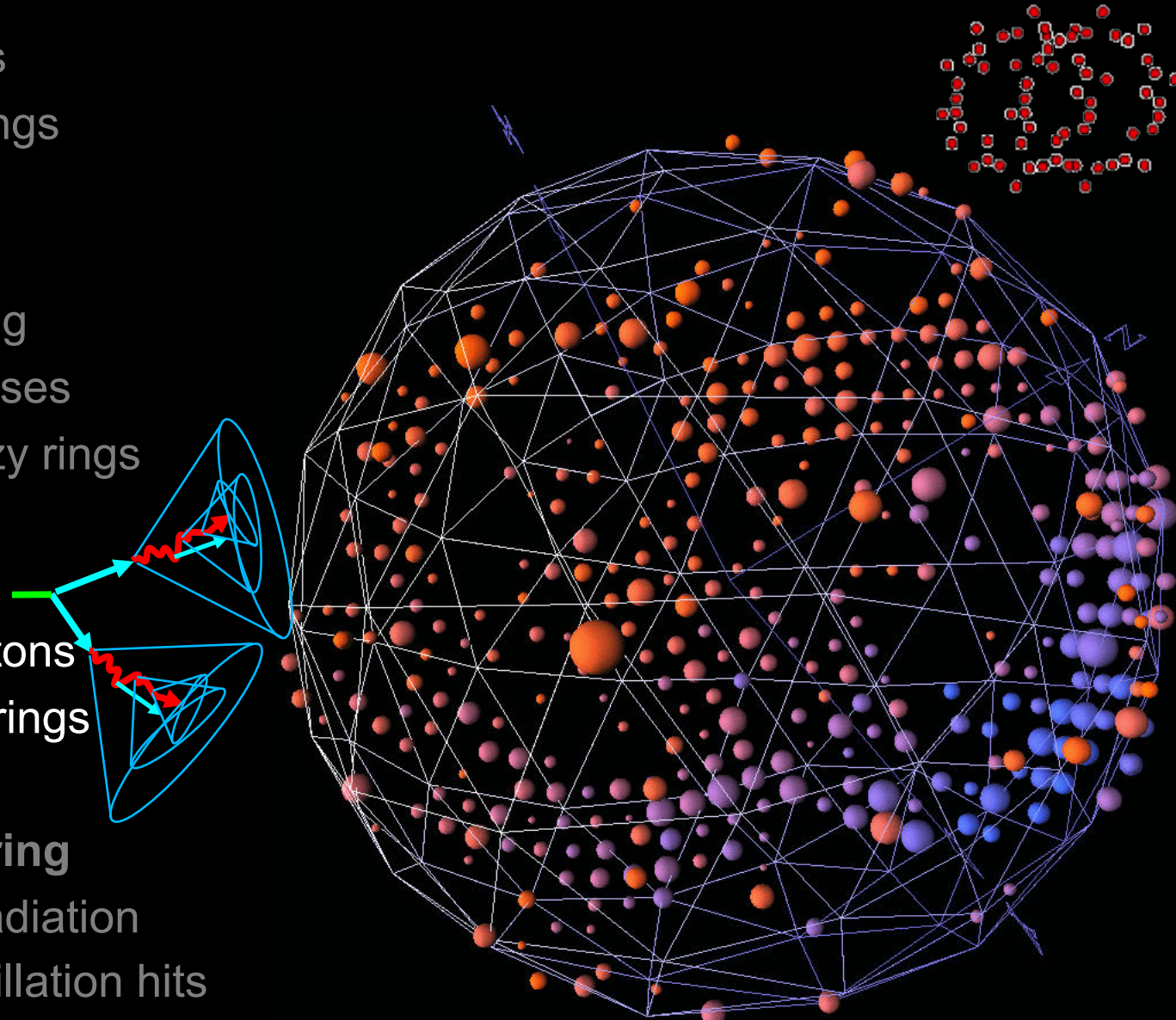
- Multiple scattering
- Radiative processes
- Scattered fuzzy rings

## Neutral pions

- Decays to 2 photons
- Double fuzzy rings

## NC elastic scattering

- No Cherenkov radiation
- Isotropic scintillation hits



# 3. Events in the Detector

## Muons

- Long straight tracks
- Sharp clear rings

## Electrons


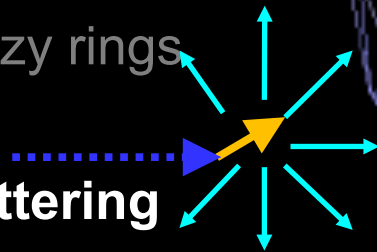
- Multiple scattering
- Radiative processes
- Scattered fuzzy rings

## Neutral pions

- Decays to 2 photons
- Double fuzzy rings

## NC elastic scattering

- No Cherenkov radiation
- Isotropic scintillation hits



### 3. QE kinematics based energy reconstruction

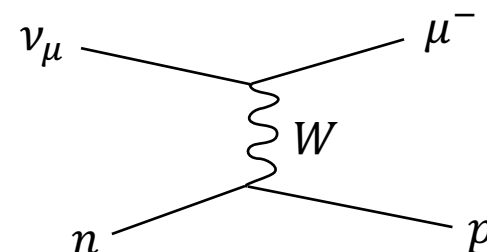
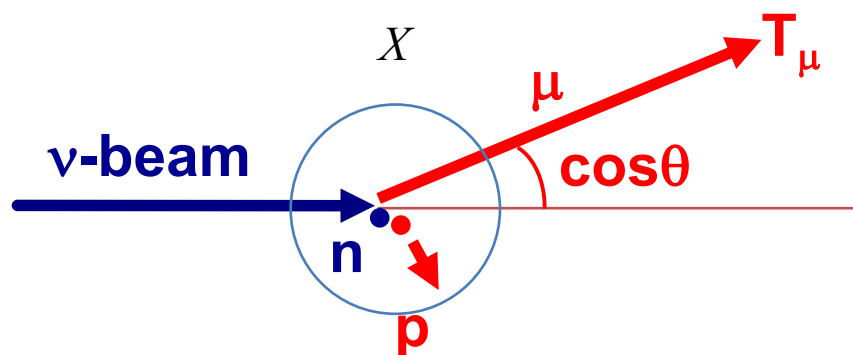
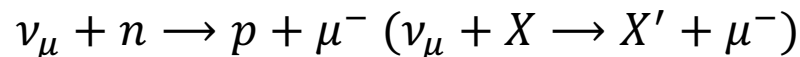
Event reconstruction from Cherenkov ring profile for PID

- scattering angle  $\theta$  and kinetic energy of charged lepton  $T$  are estimated

Charged Current Quasi-Elastic (CCQE) interaction

The simplest and the most abundant interaction around  $\sim 1$  GeV. Neutrino energy is reconstructed from the observed lepton kinematics “QE assumption”

1. assuming neutron at rest
2. assuming interaction is CCQE



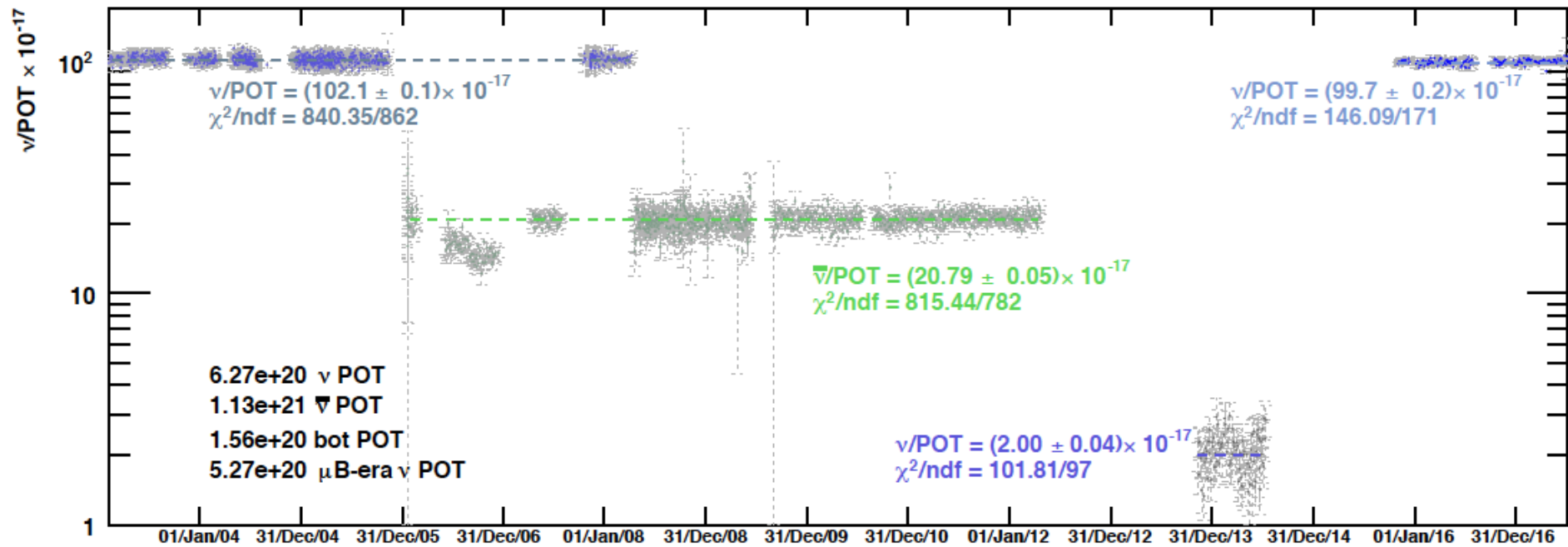
$$E_\nu^{QE} = \frac{ME_\mu - 0.5m_\mu^2}{M - E_\mu + p_\mu \cos\theta}$$

CCQE is the most important channel of neutrino oscillation physics for MiniBooNE, T2K, microBooNE, SBND, etc (also important for NOvA, Hyper-Kamiokande, DUNE, etc)

## 3. Detector stability

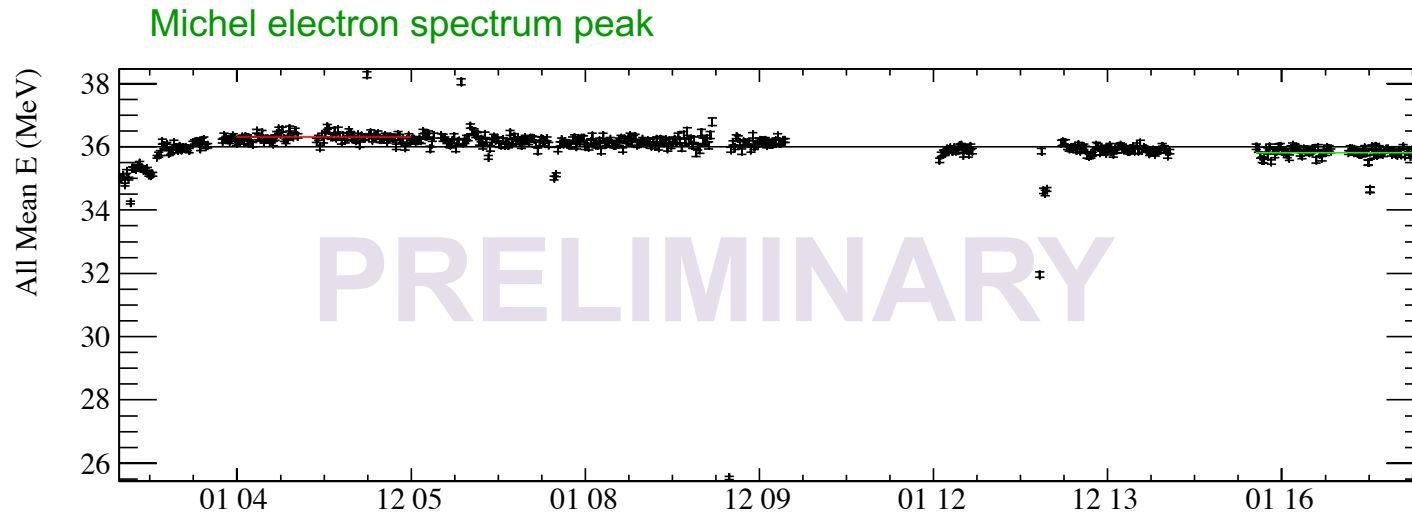
Event rate look consistent from expectations

- Antineutrino mode (factor 5 lower event rate)
  - factor ~2 lower flux
  - factor ~2-3 lower cross section
- Dark matter mode (factor 50 lower event rate) MiniBooNE, PRL118(2017)221803
  - factor ~40 lower flux



### 3. Detector stability

Old and new data agree within 2% over 8 years separation.



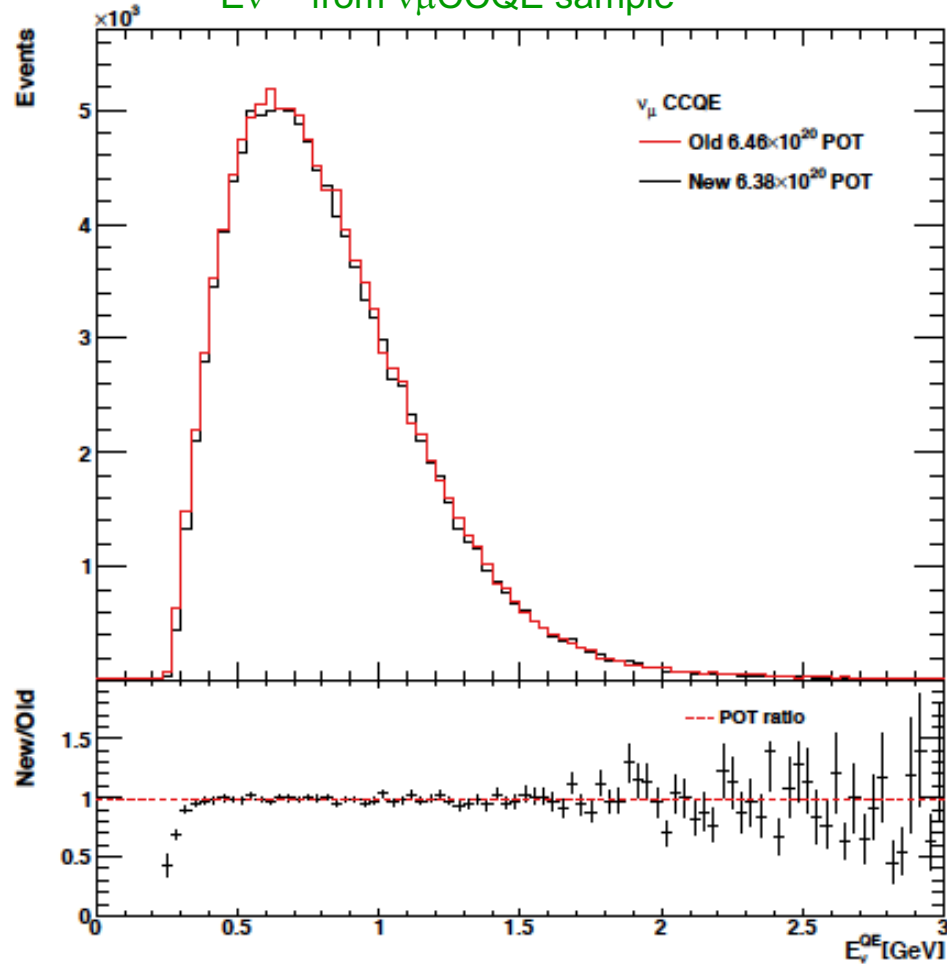


1. MiniBooNE
2. Beam
3. Detector
4. Oscillation
5. Discussion

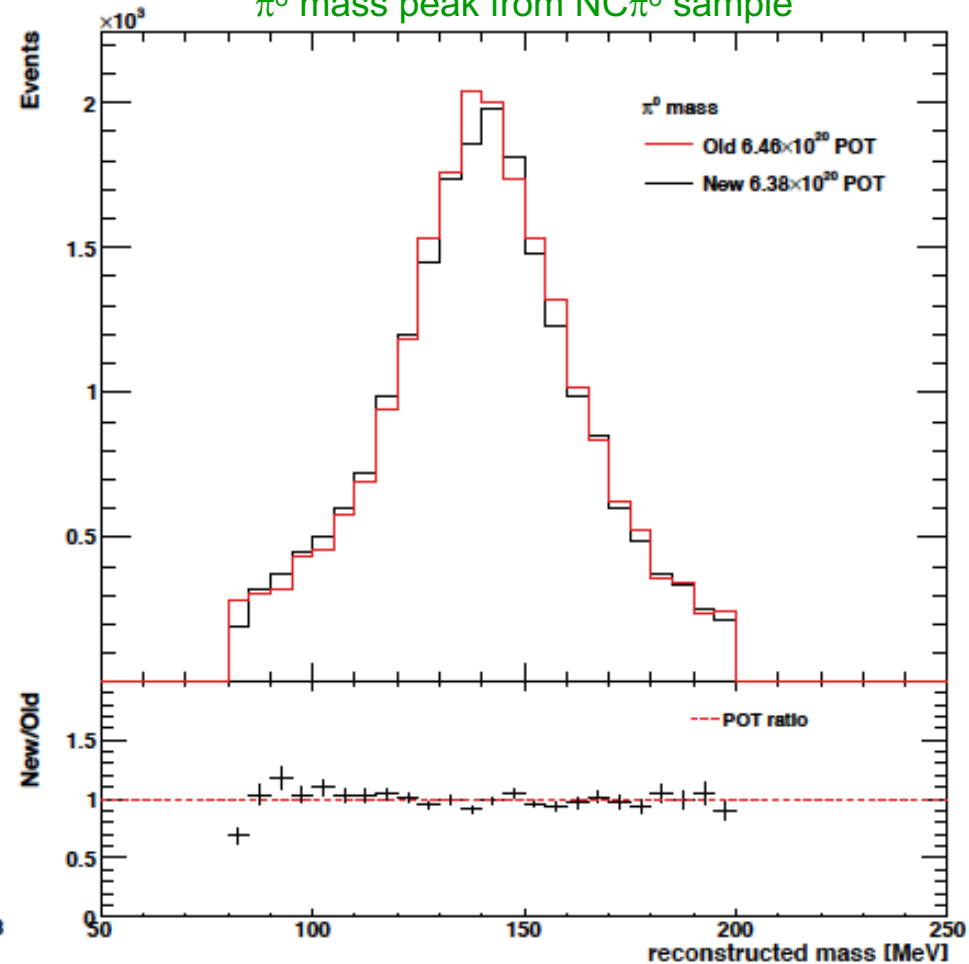
### 3. Detector stability

Old and new data agree within 2% over 8 years separation.

$E_{\nu}^{QE}$  from  $\nu_{\mu}CCQE$  sample



$\pi^0$  mass peak from  $NC\pi^0$  sample

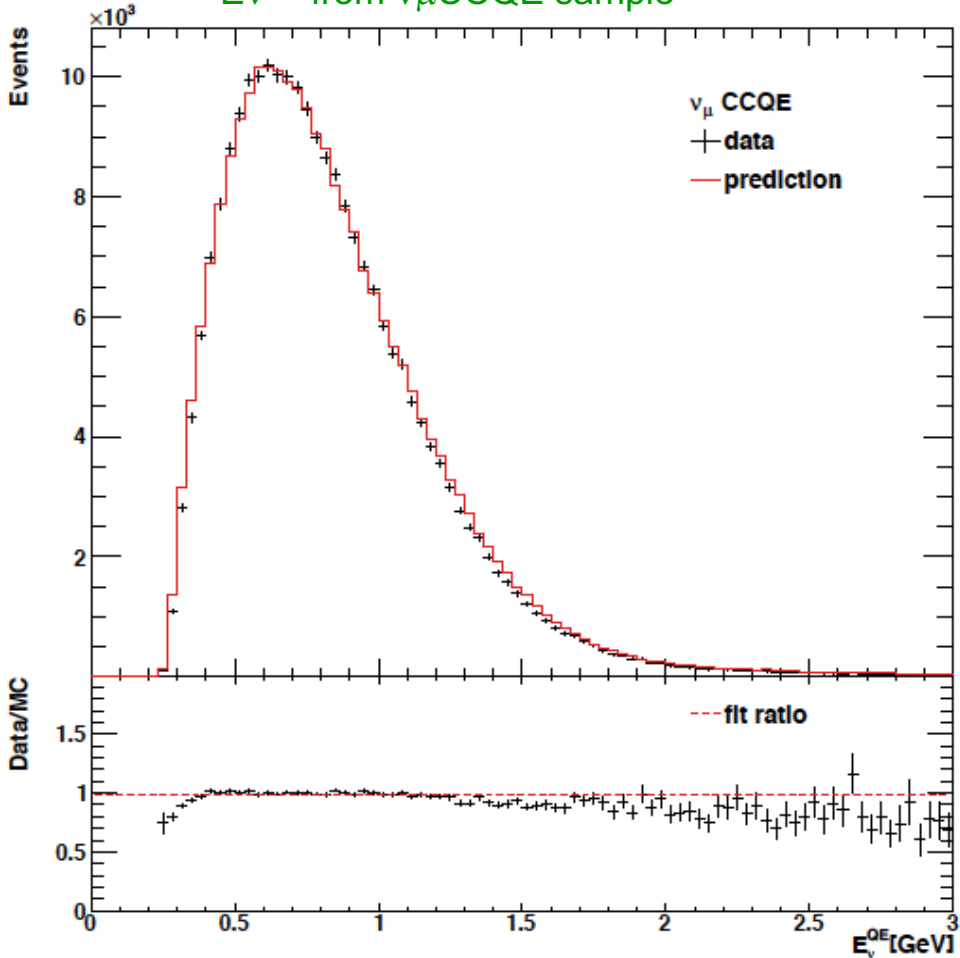


### 3. Data-Simulation comparison

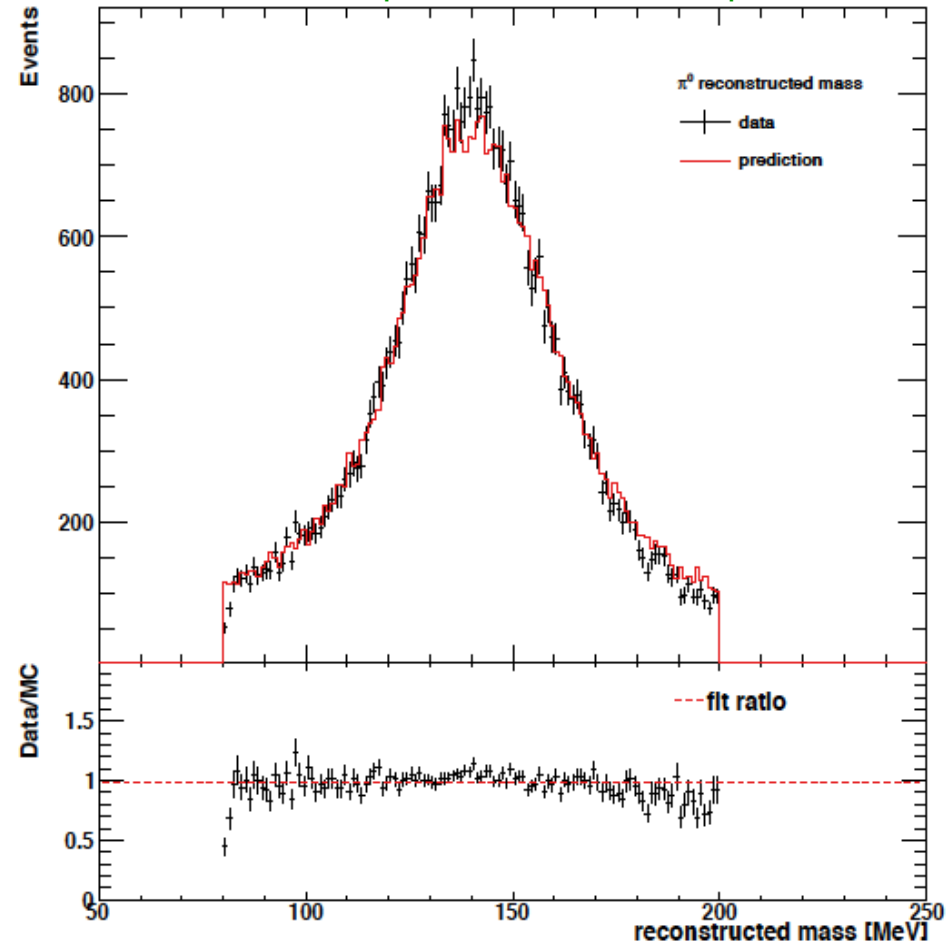
Old and new data agree within 2% over 8 years separation.

- Excellent agreements with MC.

$E_{\nu}^{QE}$  from  $\nu_{\mu}CCQE$  sample



$\pi^0$  mass peak from NC $\pi^0$  sample



**1. MiniBooNE neutrino experiment**

**2. Booster Neutrino Beamline (BNB)**

**3. MiniBooNE detector**

**4. Oscillation candidate search**

**5. Discussion**

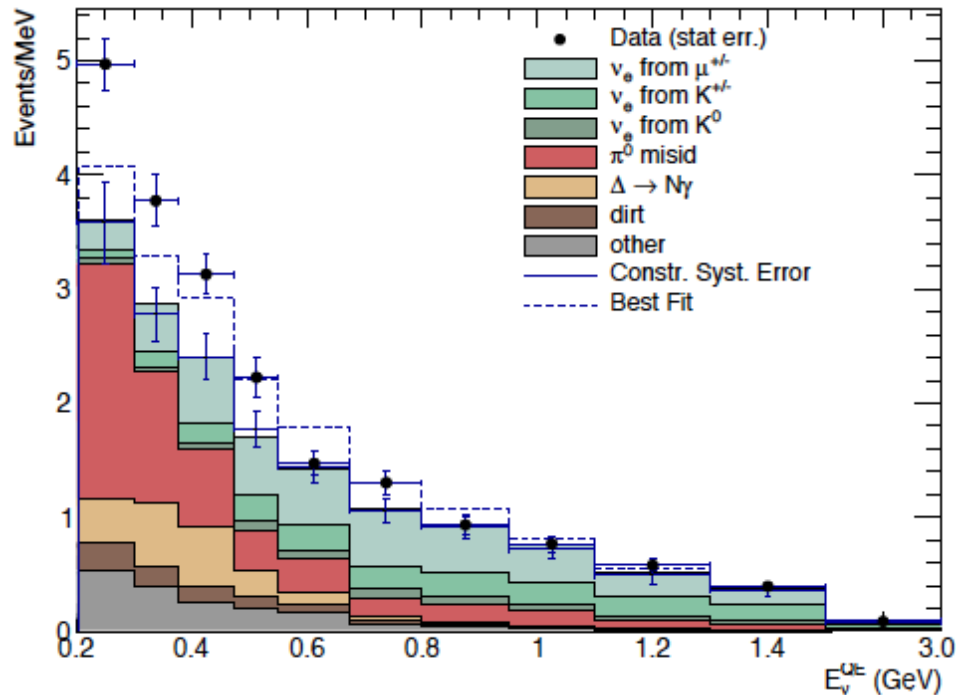
# 4. Internal background constraints

All backgrounds are internally constrained

→ intrinsic (beam  $\nu_e$ ) = flat

→ misID (gamma) = accumulate at low E

Process	Neutrino Mode	Antineutrino Mode	
misID	$\nu_\mu$ & $\bar{\nu}_\mu$ CCQE	$73.7 \pm 19.3$	$12.9 \pm 4.3$
	NC $\pi^0$	$501.5 \pm 65.4$	$112.3 \pm 11.5$
	NC $\Delta \rightarrow N\gamma$	$172.5 \pm 24.1$	$34.7 \pm 5.4$
	External Events	$75.2 \pm 10.9$	$15.3 \pm 2.8$
	Other $\nu_\mu$ & $\bar{\nu}_\mu$	$89.6 \pm 22.9$	$22.3 \pm 3.5$
intrinsic	$\nu_e$ & $\bar{\nu}_e$ from $\mu^\pm$ Decay	$425.3 \pm 100.2$	$91.4 \pm 27.6$
	$\nu_e$ & $\bar{\nu}_e$ from $K^\pm$ Decay	$192.2 \pm 41.9$	$51.2 \pm 11.0$
	$\nu_e$ & $\bar{\nu}_e$ from $K_L^0$ Decay	$54.5 \pm 20.5$	$51.4 \pm 18.0$
	Other $\nu_e$ & $\bar{\nu}_e$	$6.0 \pm 3.2$	$6.7 \pm 6.0$
Unconstrained Bkgd.	1590.5	398.2	
Constrained Bkgd.	$1577.8 \pm 85.2$	$398.7 \pm 28.6$	
Total Data	1959	478	
Excess	$381.2 \pm 85.2$	$79.3 \pm 28.6$	



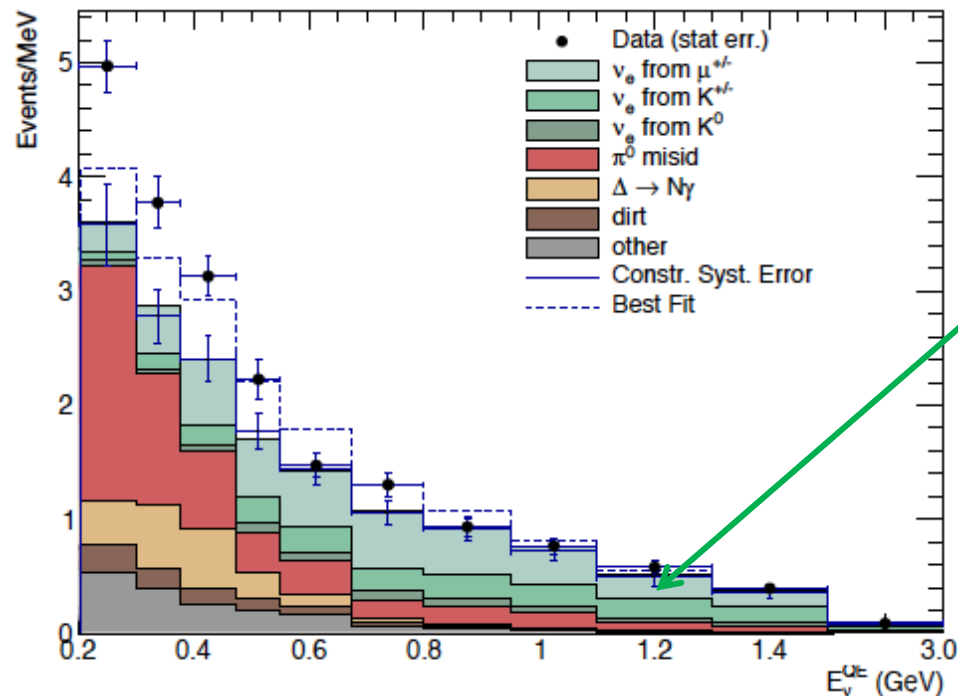
## 4. $\nu_e$ from $\mu$ -decay constraint

All backgrounds are internally constrained

→ intrinsic (beam  $\nu_e$ ) = flat

→ misID (gamma) = accumulate at low E

Process	Neutrino Mode	Antineutrino Mode
$\nu_\mu$ & $\bar{\nu}_\mu$ CCQE	$73.7 \pm 19.3$	$12.9 \pm 4.3$
NC $\pi^0$	$501.5 \pm 65.4$	$112.3 \pm 11.5$
NC $\Delta \rightarrow N\gamma$	$172.5 \pm 24.1$	$34.7 \pm 5.4$
External Events	$75.2 \pm 10.9$	$15.3 \pm 2.8$
Other $\nu_\mu$ & $\bar{\nu}_\mu$	$89.6 \pm 22.9$	$22.3 \pm 3.5$
$\nu_e$ & $\bar{\nu}_e$ from $\mu^\pm$ Decay	$425.3 \pm 100.2$	$91.4 \pm 27.6$
$\nu_e$ & $\bar{\nu}_e$ from $K^\pm$ Decay	$192.2 \pm 41.9$	$51.2 \pm 11.0$
$\nu_e$ & $\bar{\nu}_e$ from $K_L^0$ Decay	$54.5 \pm 20.5$	$51.4 \pm 18.0$
Other $\nu_e$ & $\bar{\nu}_e$	$6.0 \pm 3.2$	$6.7 \pm 6.0$
Unconstrained Bkgd.	1590.5	398.2
Constrained Bkgd.	$1577.8 \pm 85.2$	$398.7 \pm 28.6$
Total Data	1959	478
Excess	$381.2 \pm 85.2$	$79.3 \pm 28.6$

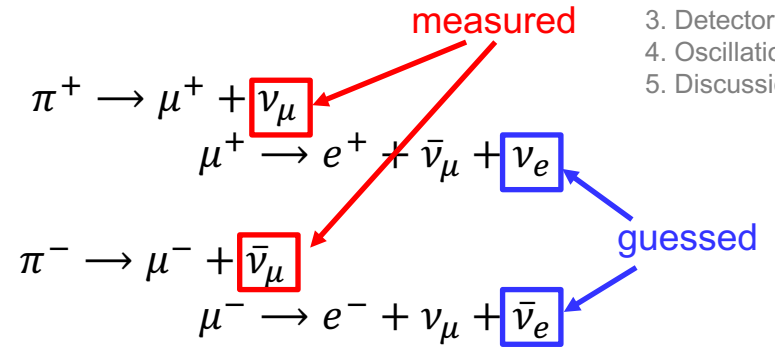


$\nu_e$  from  $\mu$  decay  
is constrained  
from  $\nu_\mu$  CCQE  
measurement

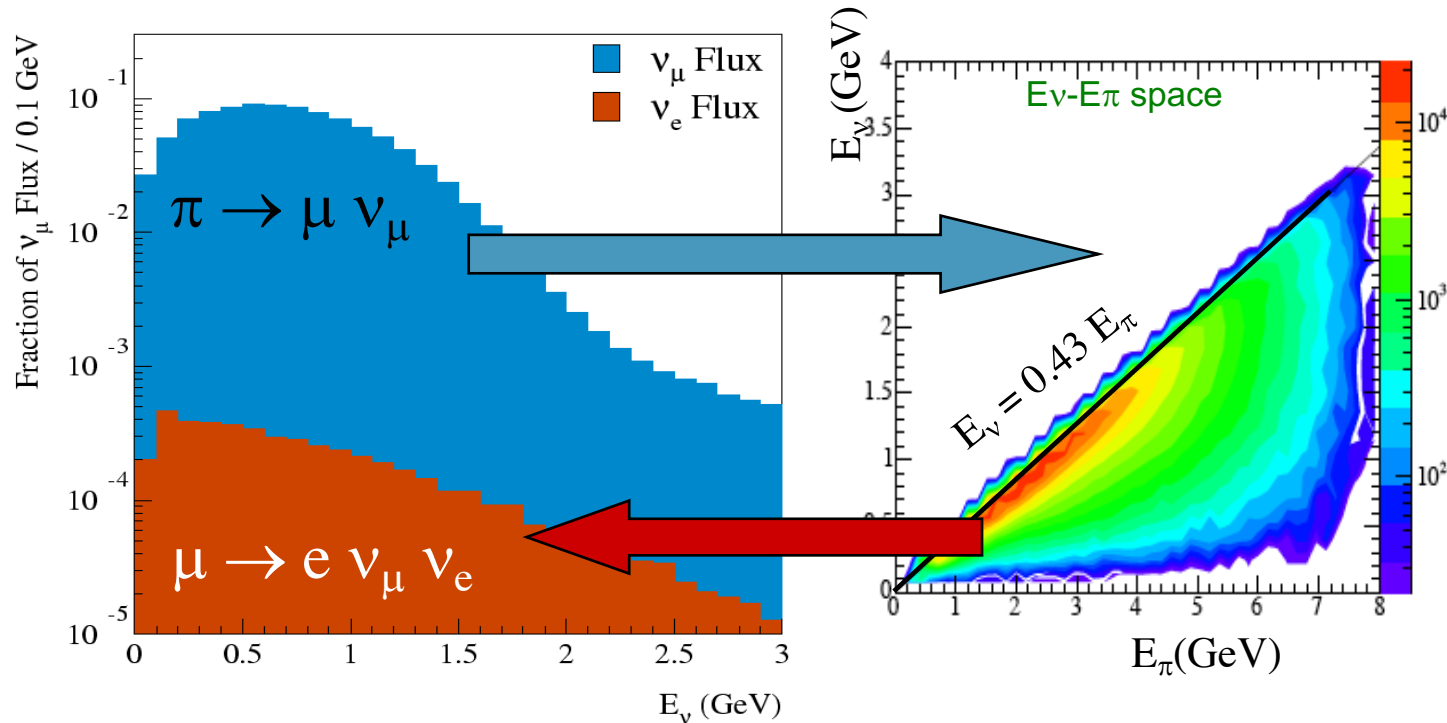
1. MiniBooNE
2. Beam
3. Detector
4. Oscillation
5. Discussion

## 4. $\nu_e$ from $\mu$ -decay constraint

All backgrounds are internally constrained  
 → intrinsic (beam  $\nu_e$ ) = flat  
 → misID (gamma) = accumulate at low E

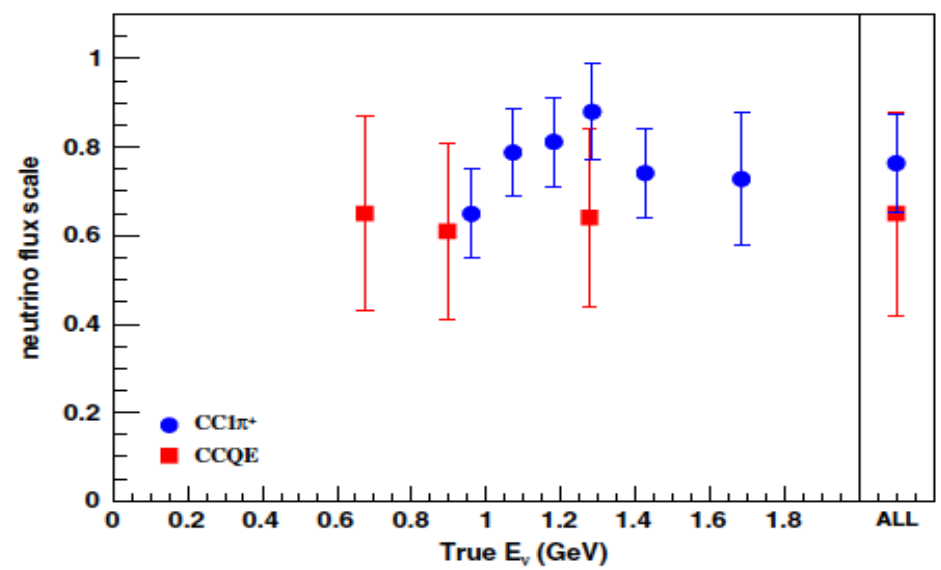


They are large background, but we have a good control of  $\nu_e$  &  $\bar{\nu}_e$  background by joint  $\nu_e$  &  $\nu_\mu$  ( $\bar{\nu}_e$  &  $\bar{\nu}_\mu$ ) fit for oscillation search.



# 4. Anti-neutrino mode flux tuning

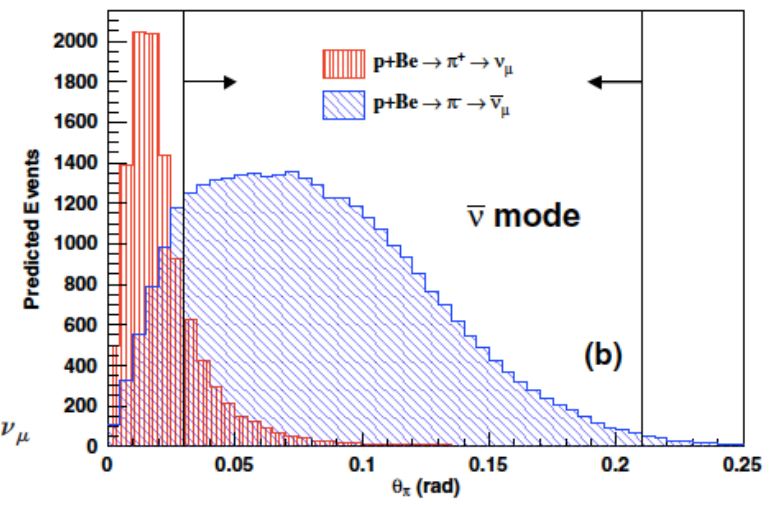
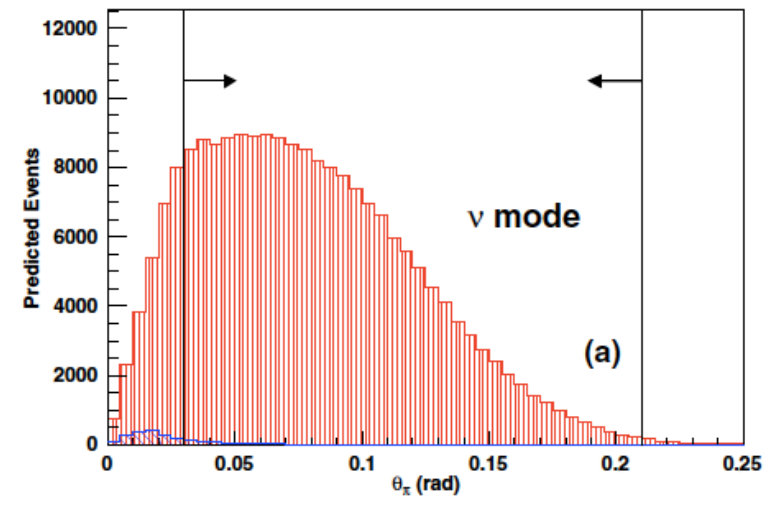
$\bar{\nu}_e$  &  $\bar{\nu}_\mu$  flux are harder to predict due to larger wrong sign ( $\nu_e$  &  $\nu_\mu$ ) background, and measured lepton kinematics and  $\pi^+$  production are used to tune flux  
→ they consistently suggest we overestimate antineutrino flux around 20%



Michel electron counting is sensitive to  $\nu_\mu$  contamination in  $\bar{\nu}_\mu$  beam

1:  $\nu_\mu + p(n) \rightarrow \mu^- + p(n) + \pi^+ \hookrightarrow \mu^+ + \nu_\mu$   
 2:  $\hookrightarrow e^- + \bar{\nu}_e + \nu_\mu$   
 3:  $\hookrightarrow e^+ + \nu_e + \bar{\nu}_\mu$

PHYSICAL REVIEW D 84, 072005 (2011)




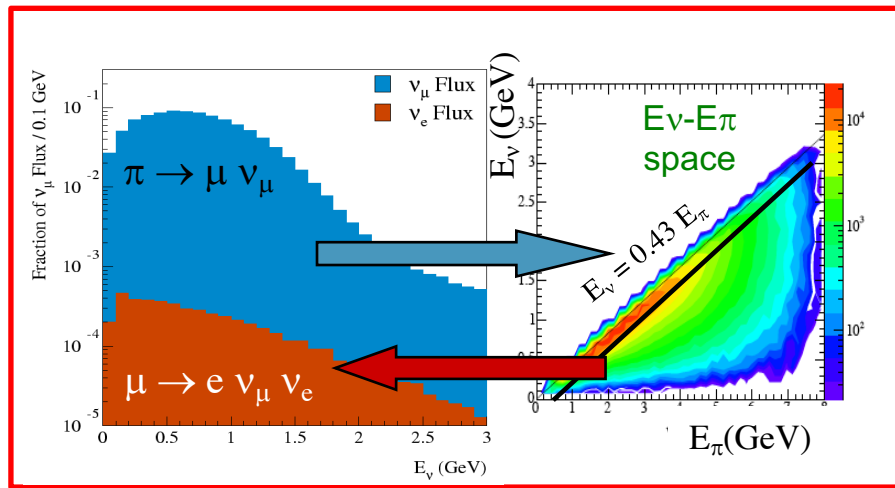
# 4. $\nu_e$ from $\mu$ -decay constraint

All backgrounds are internally constrained

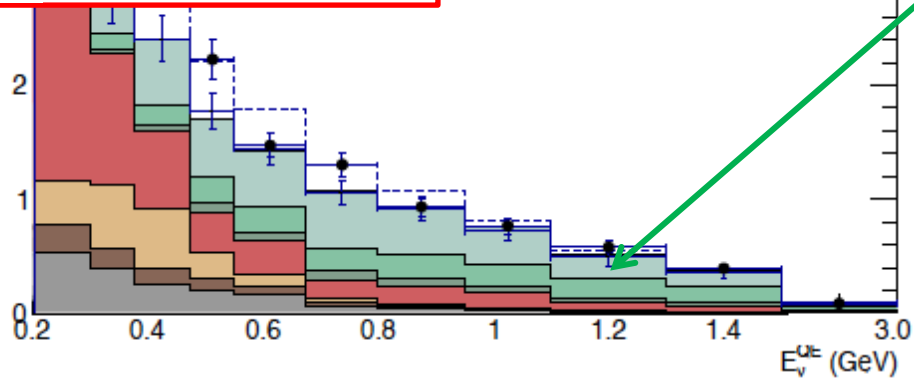
→ intrinsic (beam  $\nu_e$ ) = flat

→ misID (gamma) = accumulate at low E

Process	Neutrino Mode	Antineutrino Mode
$\nu_\mu$ & $\bar{\nu}_\mu$ CCQE	$73.7 \pm 19.3$	$12.9 \pm 4.3$
NC $\pi^0$	$501.5 \pm 65.4$	$112.3 \pm 11.5$
NC $\Delta \rightarrow N\gamma$	$172.5 \pm 24.1$	$34.7 \pm 5.4$
External Events	$75.2 \pm 10.9$	$15.3 \pm 2.8$
Other $\nu_\mu$ & $\bar{\nu}_\mu$	$89.6 \pm 22.9$	$22.3 \pm 3.5$
$\nu_e$ & $\bar{\nu}_e$ from $\mu^\pm$ Decay	$425.3 \pm 100.2$	$91.4 \pm 27.6$
$\nu_e$ & $\bar{\nu}_e$ from $K^\pm$ Decay	$192.2 \pm 41.9$	$51.2 \pm 11.0$
$\nu_e$ & $\bar{\nu}_e$ from $K_L^0$ Decay	$54.5 \pm 20.5$	$51.4 \pm 18.0$
Other $\nu_e$ & $\bar{\nu}_e$	$6.0 \pm 3.2$	$6.7 \pm 6.0$
Unconstrained Bkgd.	1590.5	398.2
Constrained Bkgd.	$1577.8 \pm 85.2$	$398.7 \pm 28.6$
Total Data	1959	478
Excess	$381.2 \pm 85.2$	$79.3 \pm 28.6$



$\nu_e$  from  $\mu$  decay is constrained from  $\nu_\mu$  CCQE measurement





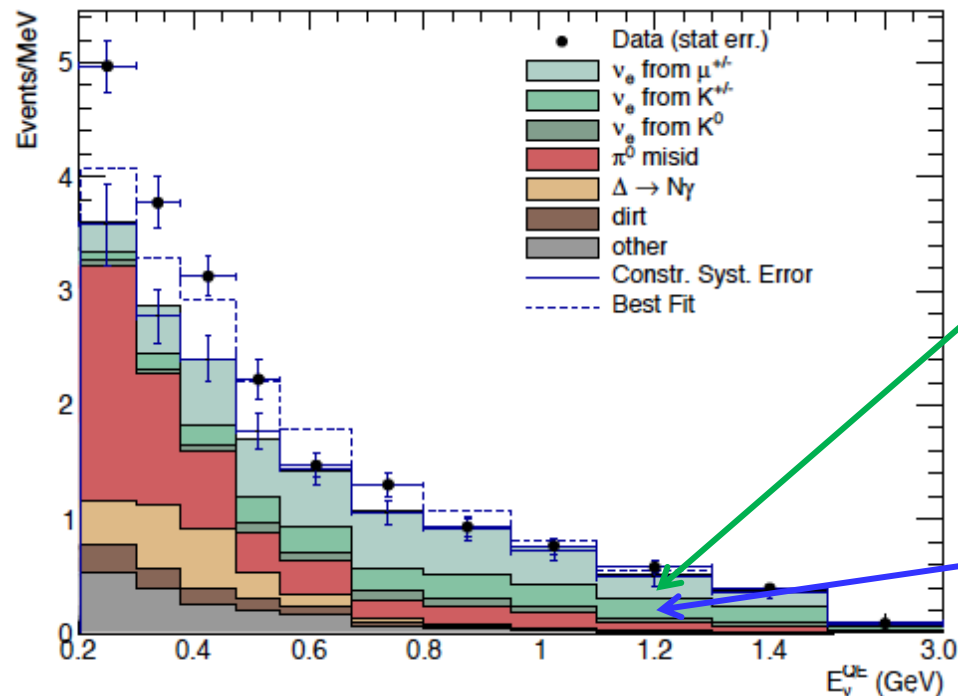
## 4. $\nu_e$ from $K^+$ -decay constraint

All backgrounds are internally constrained

→ intrinsic (beam  $\nu_e$ ) = flat

→ misID (gamma) = accumulate at low E

Process	Neutrino Mode	Antineutrino Mode
$\nu_\mu$ & $\bar{\nu}_\mu$ CCQE	$73.7 \pm 19.3$	$12.9 \pm 4.3$
NC $\pi^0$	$501.5 \pm 65.4$	$112.3 \pm 11.5$
NC $\Delta \rightarrow N\gamma$	$172.5 \pm 24.1$	$34.7 \pm 5.4$
External Events	$75.2 \pm 10.9$	$15.3 \pm 2.8$
Other $\nu_\mu$ & $\bar{\nu}_\mu$	$89.6 \pm 22.9$	$22.3 \pm 3.5$
$\nu_e$ & $\bar{\nu}_e$ from $\mu^\pm$ Decay	$425.3 \pm 100.2$	$91.4 \pm 27.6$
$\nu_e$ & $\bar{\nu}_e$ from $K^\pm$ Decay	$192.2 \pm 41.9$	$51.2 \pm 11.0$
$\nu_e$ & $\bar{\nu}_e$ from $K_L^0$ Decay	$54.5 \pm 20.5$	$51.4 \pm 18.0$
Other $\nu_e$ & $\bar{\nu}_e$	$6.0 \pm 3.2$	$6.7 \pm 6.0$
Unconstrained Bkgd.	1590.5	398.2
Constrained Bkgd.	$1577.8 \pm 85.2$	$398.7 \pm 28.6$
Total Data	1959	478
Excess	$381.2 \pm 85.2$	$79.3 \pm 28.6$

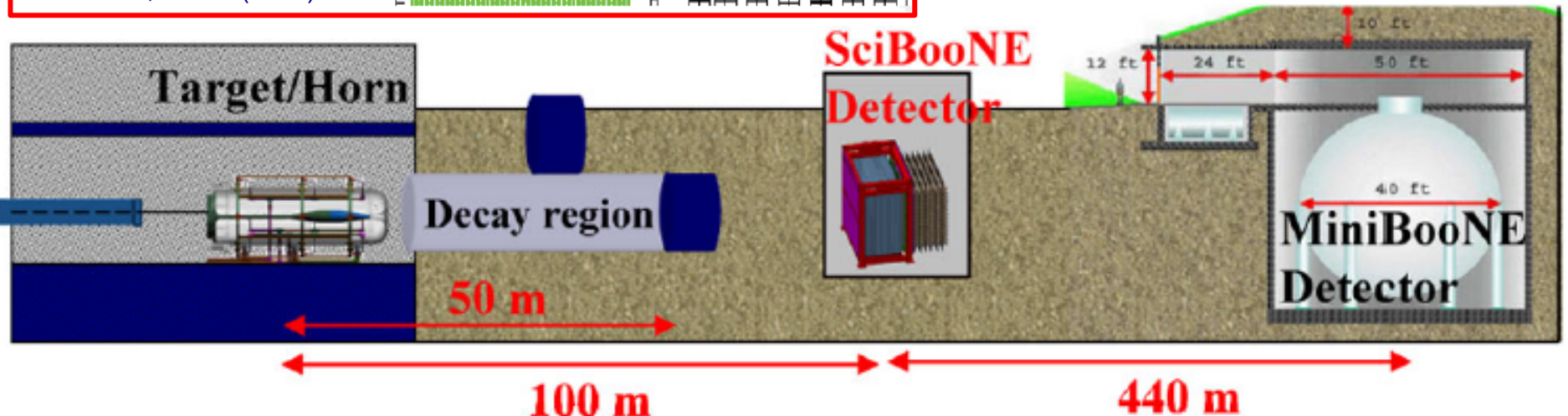
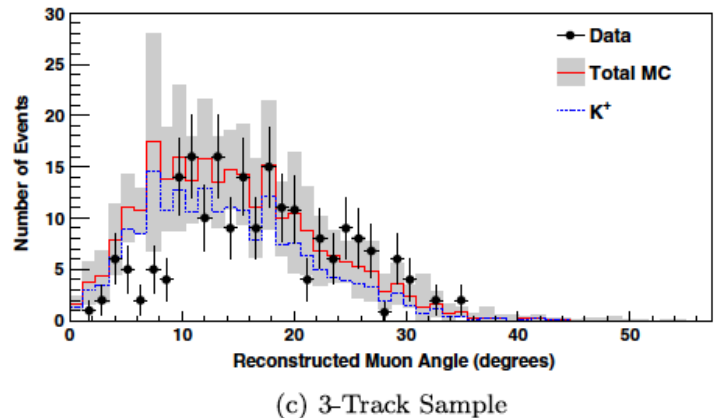
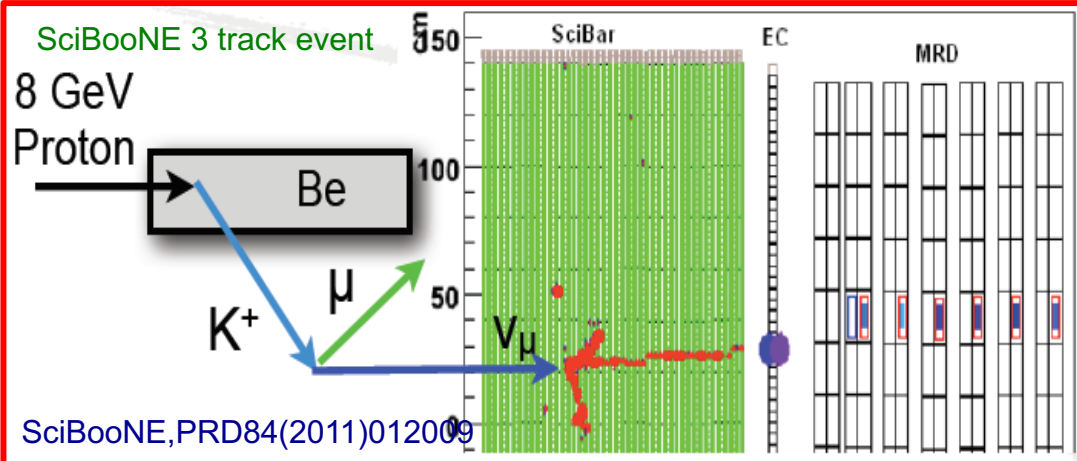


$\nu_e$  from  $\mu$  decay  
is constrained  
from  $\nu_\mu$  CCQE  
measurement

$\nu_e$  from K decay is  
constrained from  
SciBooNE high  
energy  $\nu_\mu$  event  
measurement

# 4. $\nu_e$ from $K^+$ -decay constraint

SciBooNE is a scintillator tracker located on BNB (detector hall is used by ANNIE now)  
- neutrinos from kaon decay tend to be higher, and tend to make 3 tracks  
- from 3 track analysis, kaon decay neutrinos are constrained ( $0.85 \pm 0.11$ , prior is 40% error)



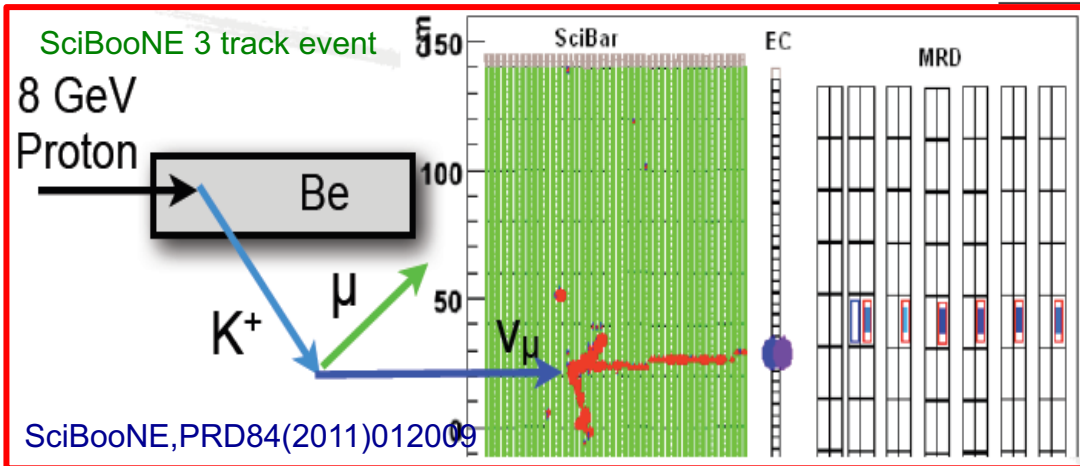
# 4. $\nu_e$ from $K^+$ -decay constraint

All backgrounds are internally constrained

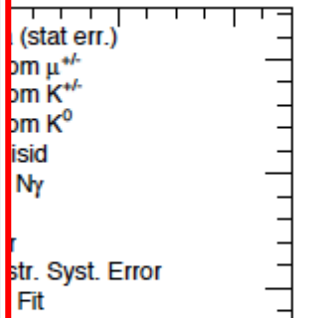
→ intrinsic (beam  $\nu_e$ ) = flat

→ misID (gamma) = accumulate at low E

Process	Neutrino Mode	Antineutrino Mode
$\nu_\mu$ & $\bar{\nu}_\mu$ CCQE	$73.7 \pm 19.3$	$12.9 \pm 4.3$
NC $\pi^0$	$501.5 \pm 65.4$	$112.3 \pm 11.5$
NC $\Delta \rightarrow N\gamma$	$172.5 \pm 24.1$	$34.7 \pm 5.4$
External Events	$75.2 \pm 10.9$	$15.3 \pm 2.8$
Other $\nu_\mu$ & $\bar{\nu}_\mu$	$89.6 \pm 22.9$	$22.3 \pm 3.5$
$\nu_e$ & $\bar{\nu}_e$ from $\mu^\pm$ Decay	$425.3 \pm 100.2$	$91.4 \pm 27.6$
$\nu_e$ & $\bar{\nu}_e$ from $K^\pm$ Decay	$192.2 \pm 41.9$	$51.2 \pm 11.0$
$\nu_e$ & $\bar{\nu}_e$ from $K_L^0$ Decay	$54.5 \pm 20.5$	$51.4 \pm 18.0$
Other $\nu_e$ & $\bar{\nu}_e$	$6.0 \pm 3.2$	$6.7 \pm 6.0$
Unconstrained Bkgd.	1590.5	398.2
Constrained Bkgd.	$1577.8 \pm 85.2$	$398.7 \pm 28.6$
Total Data	1959	478
Excess	$381.2 \pm 85.2$	$79.3 \pm 28.6$



Process	Neutrino Mode	Antineutrino Mode
Total Data	1959	478
Excess	$381.2 \pm 85.2$	$79.3 \pm 28.6$



$\nu_e$  from  $\mu$  decay is constrained from  $\nu_\mu$  CCQE measurement

$\nu_e$  from K decay is constrained from SciBooNE high energy  $\nu_\mu$  event measurement

## 4. $\nu_e$ from $K^+$ -decay constraint

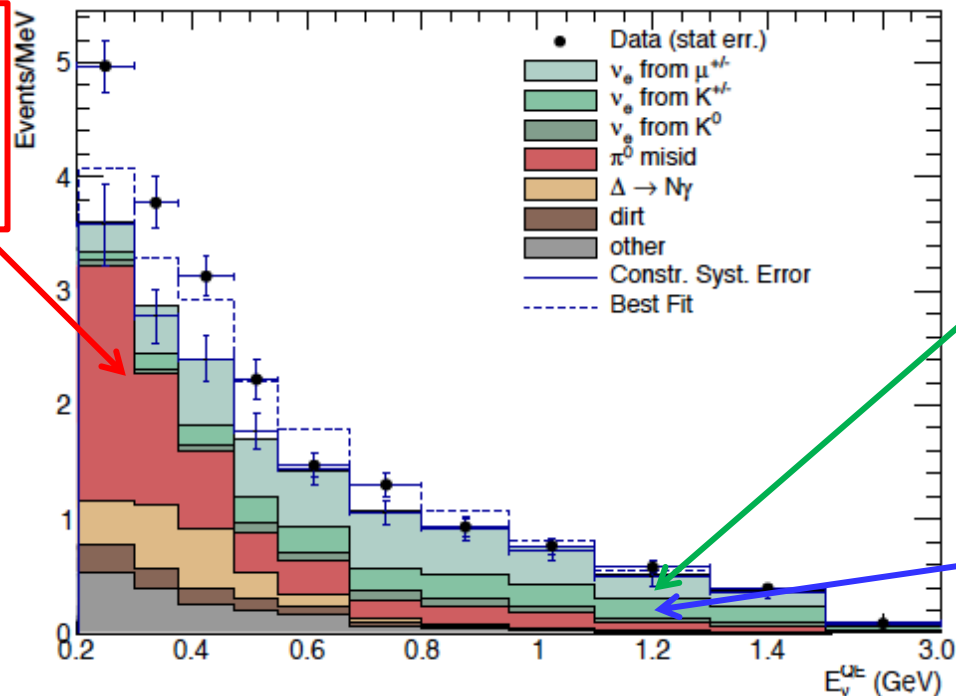
All backgrounds are internally constrained

→ intrinsic (beam  $\nu_e$ ) = flat

→ misID (gamma) = accumulate at low E

Process	Neutrino Mode	Antineutrino Mode
$\nu_\mu$ & $\bar{\nu}_\mu$ CCQE	$73.7 \pm 19.3$	$12.9 \pm 4.3$
NC $\pi^0$	$501.5 \pm 65.4$	$112.3 \pm 11.5$
NC $\Delta \rightarrow N\gamma$	$172.5 \pm 24.1$	$34.7 \pm 5.4$
External Events	$75.2 \pm 10.9$	$15.3 \pm 2.8$
Other $\nu_\mu$ & $\bar{\nu}_\mu$	$89.6 \pm 22.9$	$22.3 \pm 3.5$
$\nu_e$ & $\bar{\nu}_e$ from $\mu^\pm$ Decay	$425.3 \pm 100.2$	$91.4 \pm 27.6$
$\nu_e$ & $\bar{\nu}_e$ from $K^\pm$ Decay	$192.2 \pm 41.9$	$51.2 \pm 11.0$
$\nu_e$ & $\bar{\nu}_e$ from $K_L^0$ Decay	$54.5 \pm 20.5$	$51.4 \pm 18.0$
Other $\nu_e$ & $\bar{\nu}_e$	$6.0 \pm 3.2$	$6.7 \pm 6.0$
Unconstrained Bkgd.	1590.5	398.2
Constrained Bkgd.	$1577.8 \pm 85.2$	$398.7 \pm 28.6$
Total Data	1959	478
Excess	$381.2 \pm 85.2$	$79.3 \pm 28.6$

Asymmetric  $\pi^0$  decay is constrained from measured CC $\pi^0$  rate ( $\pi^0 \rightarrow \gamma$ )



$\nu_e$  from  $\mu$  decay is constrained from  $\nu_\mu$  CCQE measurement

$\nu_e$  from K decay is constrained from SciBooNE high energy  $\nu_\mu$  event measurement

# 4. $\gamma$ from $\pi^0$ constraint

$\pi^0 \rightarrow \gamma\gamma$

- not background, we can measure

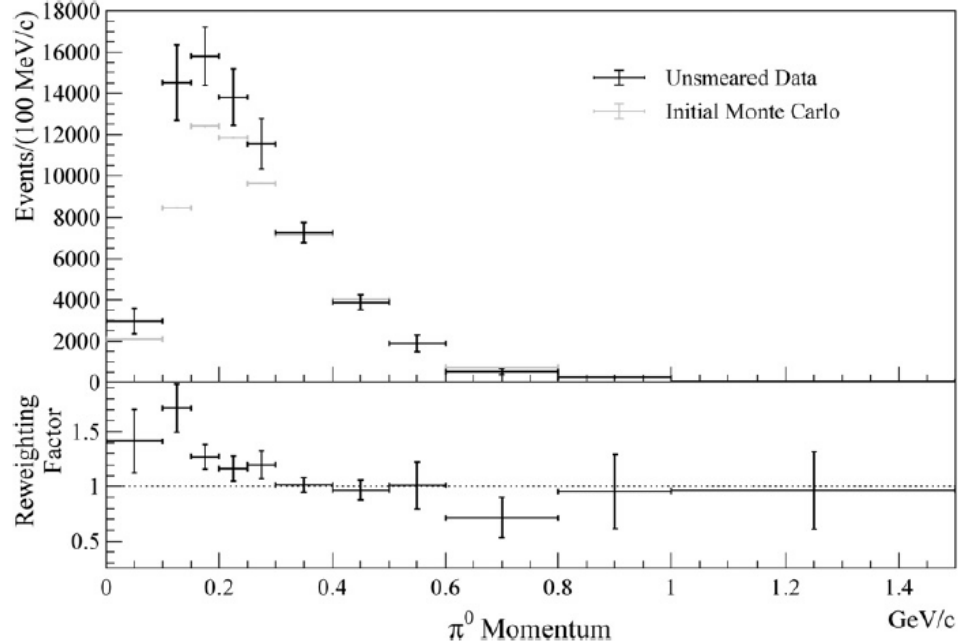
$\pi^0 \rightarrow \gamma$

- misID background, we cannot measure

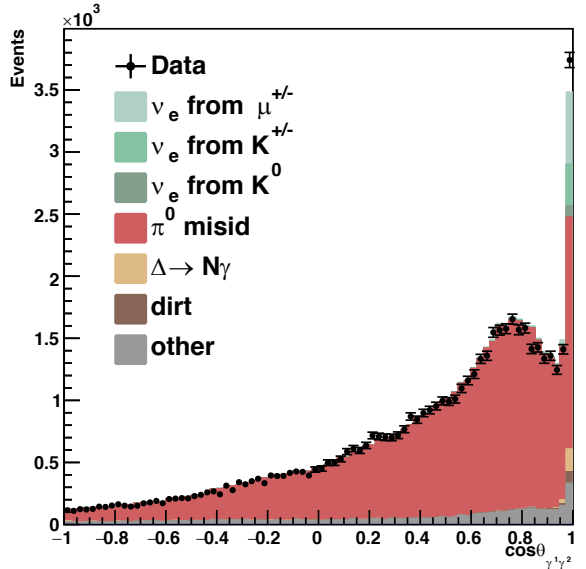
The biggest systematics is production rate of  $\pi^0$ , because once you find that, the chance to make a single gamma ray is predictable.

We measure  $\pi^0$  production rate, and correct simulation with function of  $\pi^0$  momentum

$\pi^0$  momentum data-MC comparison



2-gamma-ray opening angle



## 4. $\gamma$ from $\pi^0$ constraint

$$\pi^0 \rightarrow \gamma\gamma$$

- not background, we can measure

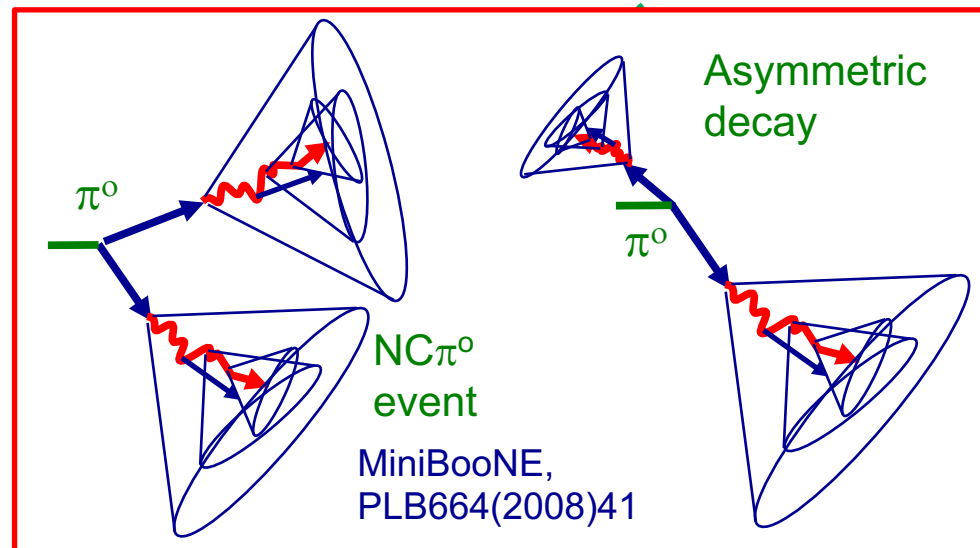
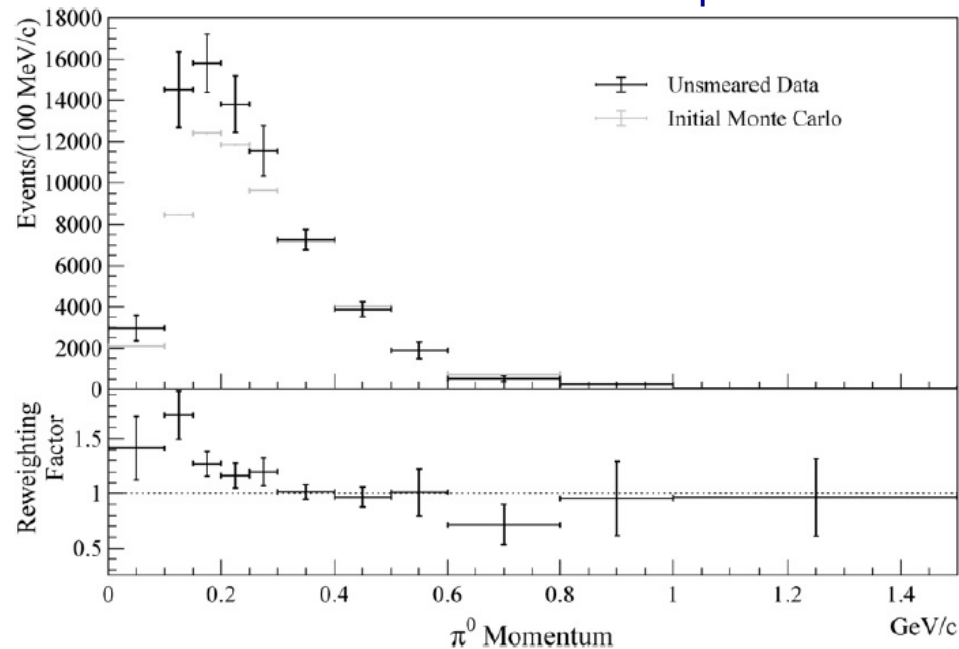
$$\pi^0 \rightarrow \gamma$$

- misID background, we cannot measure

The biggest systematic is production rate of  $\pi^0$ , because once you find that, the chance to make a single gamma ray is predictable.

We measure  $\pi^0$  production rate, and correct simulation with function of  $\pi^0$  momentum

$\pi^0$  momentum data-MC comparison



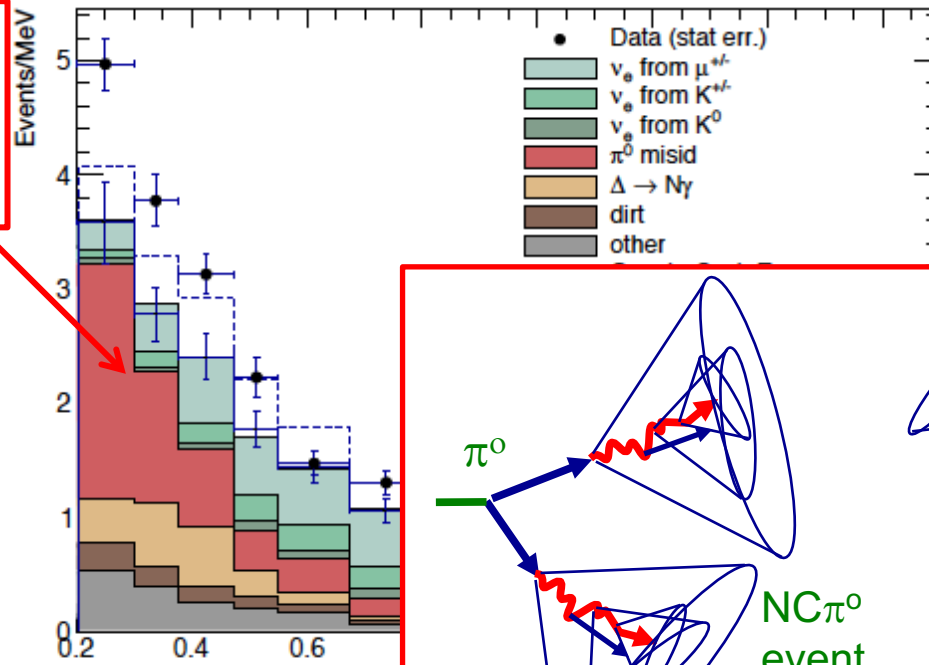
MiniBooNE,  
PLB664(2008)41

## 4. $\gamma$ from $\pi^0$ constraint

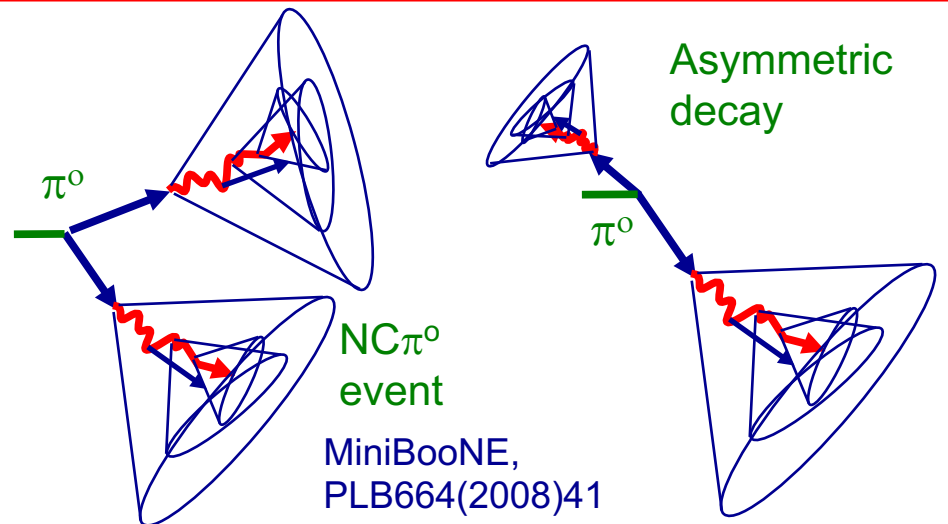
- All backgrounds are internally constrained
- intrinsic (beam  $\nu_e$ ) = flat
- misID (gamma) = accumulate at low E

Process	Neutrino Mode	Antineutrino Mode
$\nu_\mu$ & $\bar{\nu}_\mu$ CCQE	$73.7 \pm 19.3$	$12.9 \pm 4.3$
NC $\pi^0$	$501.5 \pm 65.4$	$112.3 \pm 11.5$
NC $\Delta \rightarrow N\gamma$	$172.5 \pm 24.1$	$34.7 \pm 5.4$
External Events	$75.2 \pm 10.9$	$15.3 \pm 2.8$
Other $\nu_\mu$ & $\bar{\nu}_\mu$	$89.6 \pm 22.9$	$22.3 \pm 3.5$
$\nu_e$ & $\bar{\nu}_e$ from $\mu^\pm$ Decay	$425.3 \pm 100.2$	$91.4 \pm 27.6$
$\nu_e$ & $\bar{\nu}_e$ from $K^\pm$ Decay	$192.2 \pm 41.9$	$51.2 \pm 11.0$
$\nu_e$ & $\bar{\nu}_e$ from $K_L^0$ Decay	$54.5 \pm 20.5$	$51.4 \pm 18.0$
Other $\nu_e$ & $\bar{\nu}_e$	$6.0 \pm 3.2$	$6.7 \pm 6.0$
Unconstrained Bkgd.	1590.5	398.2
Constrained Bkgd.	$1577.8 \pm 85.2$	$398.7 \pm 28.6$
Total Data	1959	478
Excess	$381.2 \pm 85.2$	$79.3 \pm 28.6$

Asymmetric  $\pi^0$  decay is constrained from measured CC $\pi^0$  rate ( $\pi^0 \rightarrow \gamma$ )



$\nu_e$  from  $\mu$  decay is constrained from  $\nu_\mu$  CCQE measurement



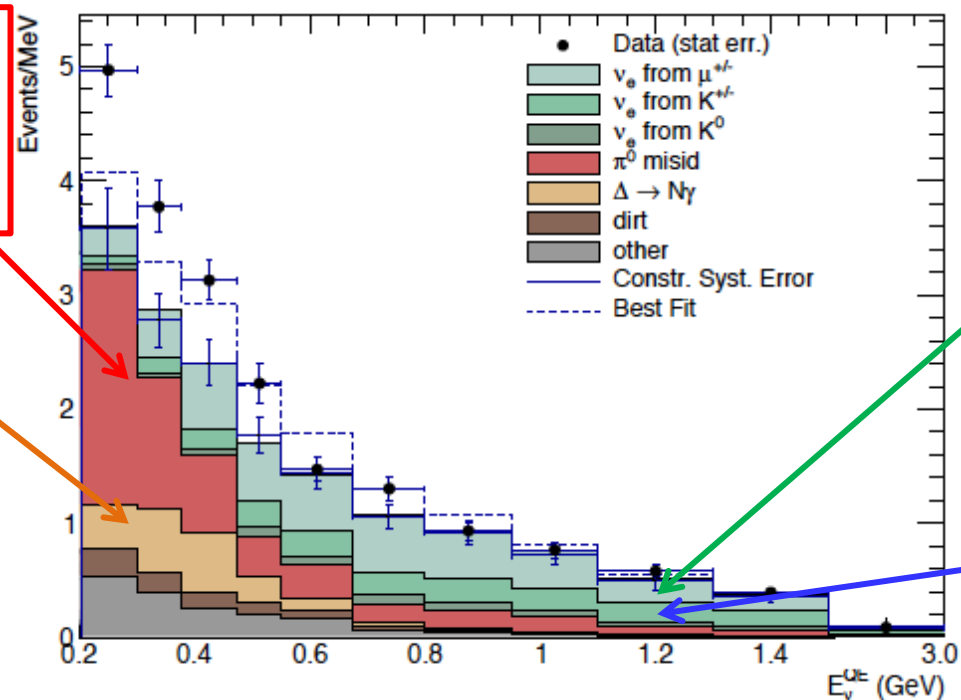
# 4. $NC\gamma$ constraint

All backgrounds are internally constrained  
 → intrinsic (beam  $\nu_e$ ) = flat  
 → misID (gamma) = accumulate at low E

Process	Neutrino Mode	Antineutrino Mode
$\nu_\mu$ & $\bar{\nu}_\mu$ CCQE	$73.7 \pm 19.3$	$12.9 \pm 4.3$
NC $\pi^0$	$501.5 \pm 65.4$	$112.3 \pm 11.5$
NC $\Delta \rightarrow N\gamma$	$172.5 \pm 24.1$	$34.7 \pm 5.4$
External Events	$75.2 \pm 10.9$	$15.3 \pm 2.8$
Other $\nu_\mu$ & $\bar{\nu}_\mu$	$89.6 \pm 22.9$	$22.3 \pm 3.5$
$\nu_e$ & $\bar{\nu}_e$ from $\mu^\pm$ Decay	$425.3 \pm 100.2$	$91.4 \pm 27.6$
$\nu_e$ & $\bar{\nu}_e$ from $K^\pm$ Decay	$192.2 \pm 41.9$	$51.2 \pm 11.0$
$\nu_e$ & $\bar{\nu}_e$ from $K_L^0$ Decay	$54.5 \pm 20.5$	$51.4 \pm 18.0$
Other $\nu_e$ & $\bar{\nu}_e$	$6.0 \pm 3.2$	$6.7 \pm 6.0$
Unconstrained Bkgd.	1590.5	398.2
Constrained Bkgd.	$1577.8 \pm 85.2$	$398.7 \pm 28.6$
Total Data	1959	478
Excess	$381.2 \pm 85.2$	$79.3 \pm 28.6$

Asymmetric  $\pi^0$  decay is constrained from measured CC $\pi^0$  rate ( $\pi^0 \rightarrow \gamma$ )

$\Delta$  resonance rate is constrained from measured NC $\pi^0$  rate



$\nu_e$  from  $\mu$  decay is constrained from  $\nu_\mu$  CCQE measurement

$\nu_e$  from K decay is constrained from SciBooNE high energy  $\nu_\mu$  event measurement



# 4. NC $\gamma$ constraint

All backgrounds are internally constrained

→ intrinsic (beam  $\nu_e$ ) = flat

→ misID (gamma) = accumulate at low E

Process	Neutrino Mode	Antineutrino Mode
$\nu_\mu$ & $\bar{\nu}_\mu$ CCQE	$73.7 \pm 19.3$	$12.9 \pm 4.3$
NC $\pi^0$	$501.5 \pm 65.4$	$112.3 \pm 11.5$
NC $\Delta \rightarrow N\gamma$	$172.5 \pm 24.1$	$34.7 \pm 5.4$
External Events	$75.2 \pm 10.9$	$15.3 \pm 2.8$
Other $\nu_\mu$ & $\bar{\nu}_\mu$	$89.6 \pm 22.9$	$22.3 \pm 3.5$
$\nu_e$ & $\bar{\nu}_e$ from $\mu^\pm$ Decay	$425.3 \pm 100.2$	$91.4 \pm 27.6$
$\nu_e$ & $\bar{\nu}_e$ from $K^\pm$ Decay	$192.2 \pm 41.9$	$51.2 \pm 11.0$
$\nu_e$ & $\bar{\nu}_e$ from $K_L^0$ Decay	$54.5 \pm 20.5$	$51.4 \pm 18.0$
Other $\nu_e$ & $\bar{\nu}_e$	$6.0 \pm 3.2$	$6.7 \pm 6.0$
1 Bkgd.	1590.5	398.2
Bkgd.	$1577.8 \pm 85.2$	$398.7 \pm 28.6$
tau	1959	478
	$381.2 \pm 85.2$	$79.3 \pm 28.6$

$$\frac{N(\Delta \rightarrow N\gamma)}{N(\Delta \rightarrow N\pi^0)} = \frac{3\Gamma_\gamma}{2\Gamma_{\pi^0}\epsilon}$$

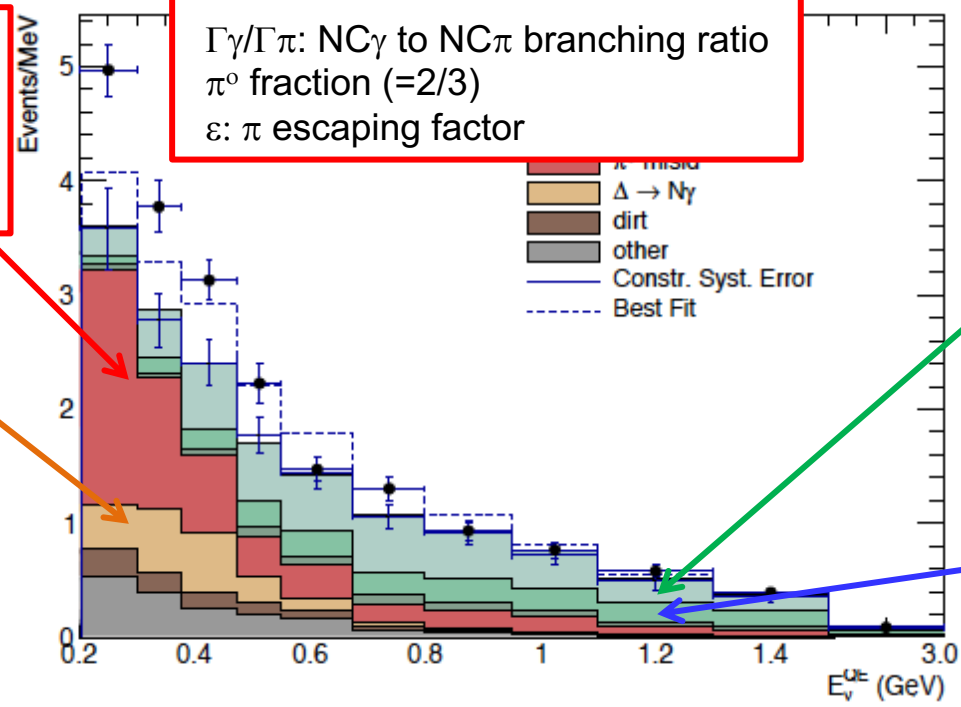
$\Gamma_\gamma/\Gamma_\pi$ : NC $\gamma$  to NC $\pi$  branching ratio  
 $\pi^0$  fraction (=2/3)  
 $\epsilon$ :  $\pi$  escaping factor

Asymmetric  $\pi^0$  decay is constrained from measured CC $\pi^0$  rate ( $\pi^0 \rightarrow \gamma$ )

$\Delta$  resonance rate is constrained from measured NC $\pi^0$  rate

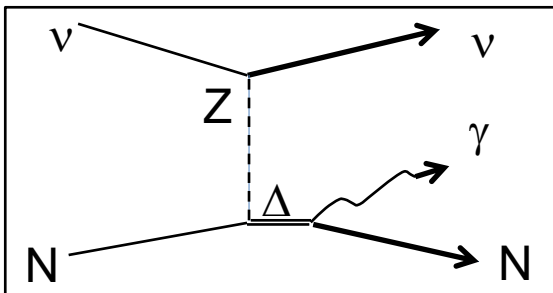
$\nu_e$  from  $\mu$  decay is constrained from  $\nu_\mu$  CCQE measurement

$\nu_e$  from K decay is constrained from SciBooNE high energy  $\nu_\mu$  event measurement

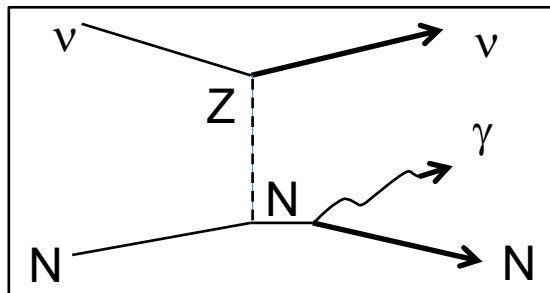


# 4. Neutrino NC single gamma production

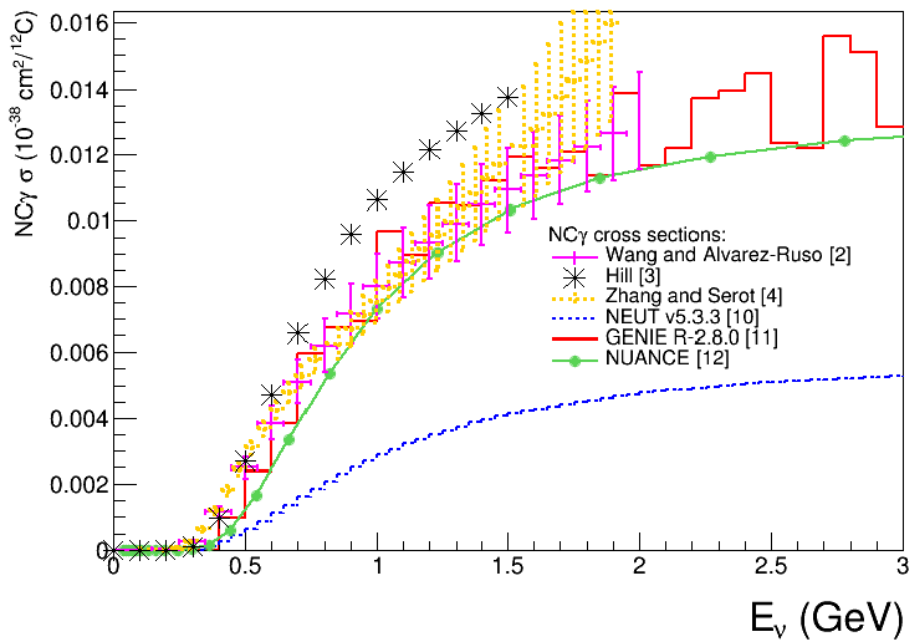
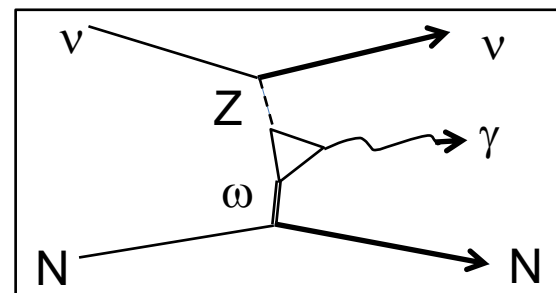
radiative  $\Delta$ -decay



generalized Compton scattering

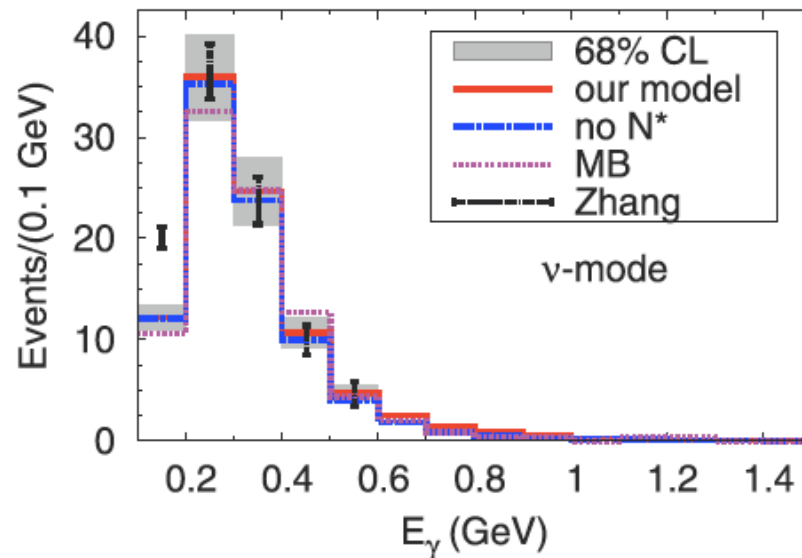


anomaly mediated triangle diagram



## A lot of new calculations

- all theoretical models and generators more or less agree. NEUT has been fixed.
- Surprisingly, they are more or less consistent with MiniBooNE NC $\gamma$  model



# 4. NC $\gamma$ constraint

All backgrounds are internally constrained

→ intrinsic (beam  $\nu_e$ ) = flat

→ misID (gamma) = accumulate at low E

Process	Neutrino Mode	Antineutrino Mode
$\nu_\mu$ & $\bar{\nu}_\mu$ CCQE	$73.7 \pm 19.3$	$12.9 \pm 4.3$
NC $\pi^0$	$501.5 \pm 65.4$	$112.3 \pm 11.5$
NC $\Delta \rightarrow N\gamma$	$172.5 \pm 24.1$	$34.7 \pm 5.4$
External Events	$75.2 \pm 10.9$	$15.3 \pm 2.8$
Other $\nu_\mu$ & $\bar{\nu}_\mu$	$89.6 \pm 22.9$	$22.3 \pm 3.5$
$\nu_e$ & $\bar{\nu}_e$ from $\mu^\pm$ Decay	$425.3 \pm 100.2$	$91.4 \pm 27.6$
$\nu_e$ & $\bar{\nu}_e$ from $K^\pm$ Decay	$192.2 \pm 41.9$	$51.2 \pm 11.0$
$\nu_e$ & $\bar{\nu}_e$ from $K_L^0$ Decay	$54.5 \pm 20.5$	$51.4 \pm 18.0$
Other $\nu_e$ & $\bar{\nu}_e$	$6.0 \pm 3.2$	$6.7 \pm 6.0$
1 Bkgd.	1590.5	398.2
2 Bkgd.	$1577.8 \pm 85.2$	$398.7 \pm 28.6$
3 Bkgd.	1959	478
4 Bkgd.	$381.2 \pm 85.2$	$79.3 \pm 28.6$

$$\frac{N(\Delta \rightarrow N\gamma)}{N(\Delta \rightarrow N\pi^0)} = \frac{3\Gamma_\gamma}{2\Gamma_{\pi^0}\epsilon}$$

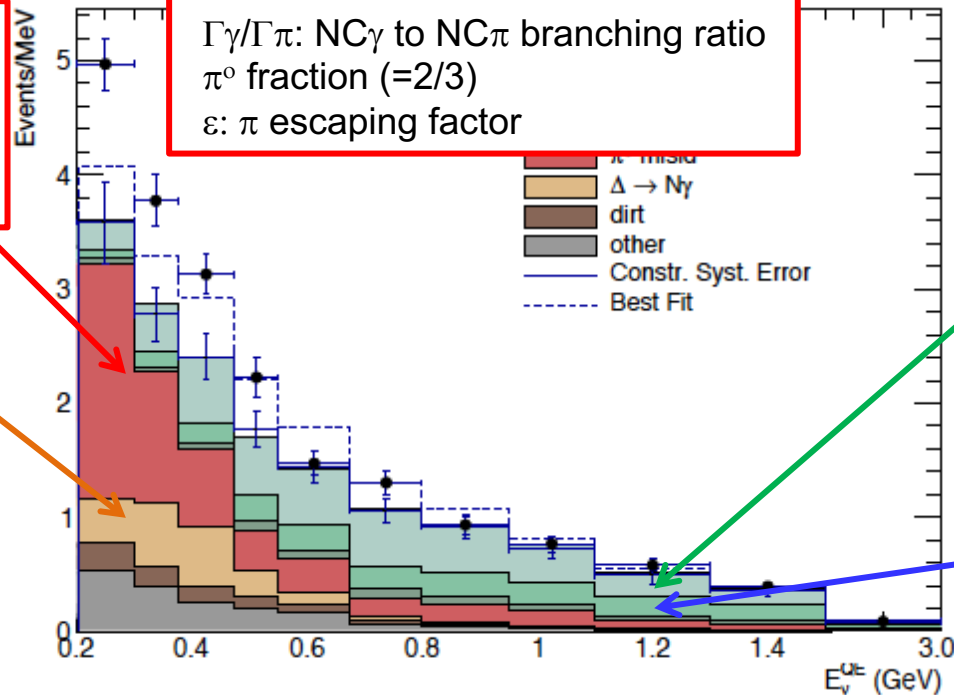
$\Gamma_\gamma/\Gamma_{\pi^0}$ : NC $\gamma$  to NC $\pi$  branching ratio  
 $\pi^0$  fraction (=2/3)  
 $\epsilon$ :  $\pi$  escaping factor

Asymmetric  $\pi^0$  decay is constrained from measured CC $\pi^0$  rate ( $\pi^0 \rightarrow \gamma$ )

$\Delta$  resonance rate is constrained from measured NC $\pi^0$  rate

$\nu_e$  from  $\mu$  decay is constrained from  $\nu_\mu$  CCQE measurement

$\nu_e$  from K decay is constrained from SciBooNE high energy  $\nu_\mu$  event measurement



## 4. External $\gamma$ constraint

All backgrounds are internally constrained

→ intrinsic (beam  $\nu_e$ ) = flat

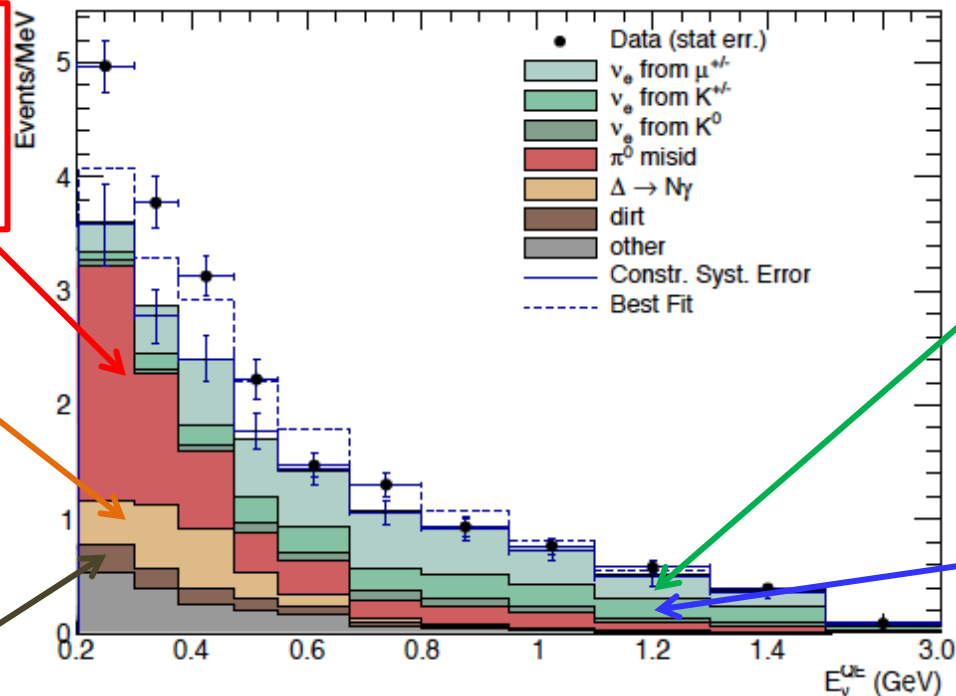
→ misID (gamma) = accumulate at low E

Process	Neutrino Mode	Antineutrino Mode
$\nu_\mu$ & $\bar{\nu}_\mu$ CCQE	$73.7 \pm 19.3$	$12.9 \pm 4.3$
NC $\pi^0$	$501.5 \pm 65.4$	$112.3 \pm 11.5$
NC $\Delta \rightarrow N\gamma$	$172.5 \pm 24.1$	$34.7 \pm 5.4$
<b>External Events</b>	<b><math>75.2 \pm 10.9</math></b>	<b><math>15.3 \pm 2.8</math></b>
Other $\nu_\mu$ & $\bar{\nu}_\mu$	$89.6 \pm 22.9$	$22.3 \pm 3.5$
$\nu_e$ & $\bar{\nu}_e$ from $\mu^\pm$ Decay	$425.3 \pm 100.2$	$91.4 \pm 27.6$
$\nu_e$ & $\bar{\nu}_e$ from $K^\pm$ Decay	$192.2 \pm 41.9$	$51.2 \pm 11.0$
$\nu_e$ & $\bar{\nu}_e$ from $K_L^0$ Decay	$54.5 \pm 20.5$	$51.4 \pm 18.0$
Other $\nu_e$ & $\bar{\nu}_e$	$6.0 \pm 3.2$	$6.7 \pm 6.0$
Unconstrained Bkgd.	1590.5	398.2
Constrained Bkgd.	$1577.8 \pm 85.2$	$398.7 \pm 28.6$
<b>Total Data</b>	<b>1959</b>	<b>478</b>
<b>Excess</b>	<b><math>381.2 \pm 85.2</math></b>	<b><math>79.3 \pm 28.6</math></b>

Asymmetric  $\pi^0$  decay is constrained from measured CC $\pi^0$  rate ( $\pi^0 \rightarrow \gamma$ )

$\Delta$  resonance rate is constrained from measured NC $\pi^0$  rate

dirt rate is measured from dirt data sample



$\nu_e$  from  $\mu$  decay is constrained from  $\nu_\mu$  CCQE measurement

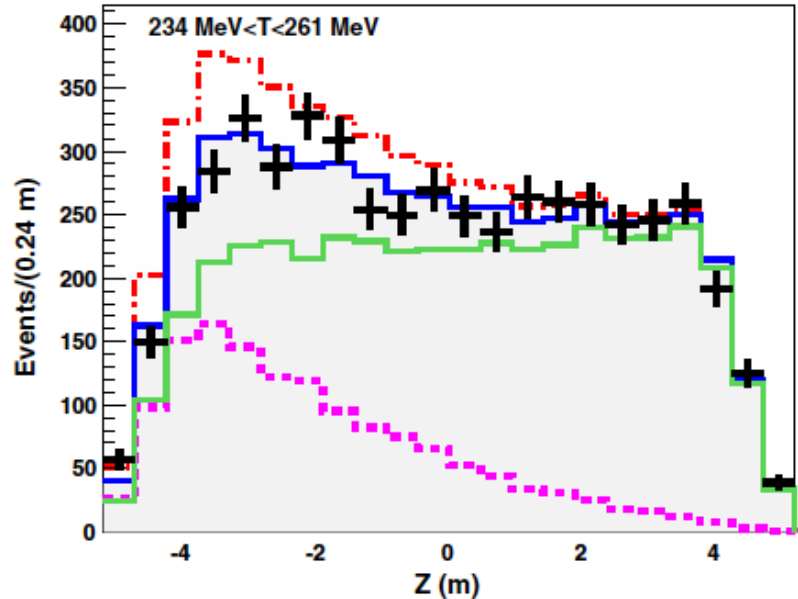
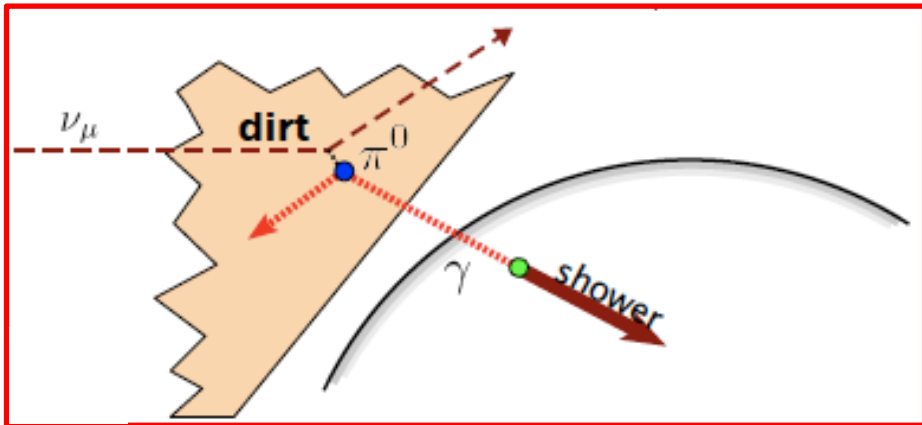
$\nu_e$  from K decay is constrained from SciBooNE high energy  $\nu_\mu$  event measurement

# 4. External $\gamma$ constraint

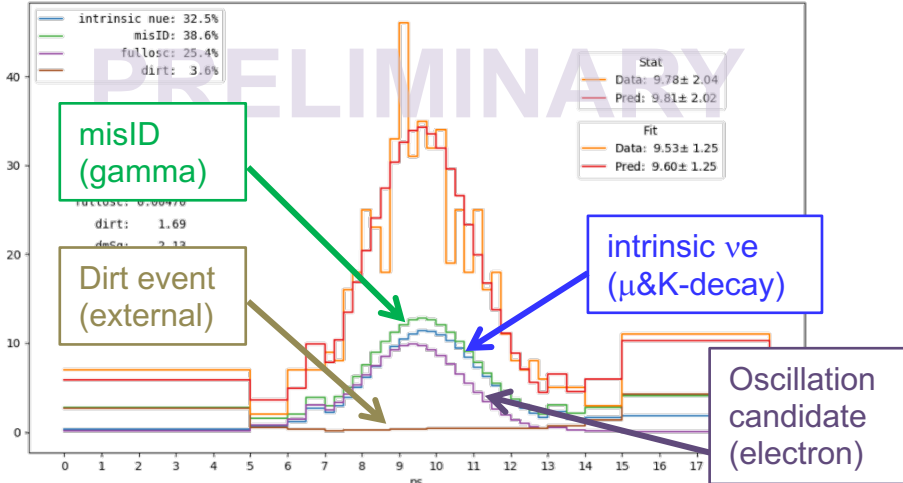
MiniBooNE detector has a simple geometry  
- Spherical Cherenkov detector  
- Homogeneous, large active veto

We have number of internal measurement to understand distributions of external events.

e.g.) NC elastic candidates with function of Z  
Mis-modelling of external background is visible



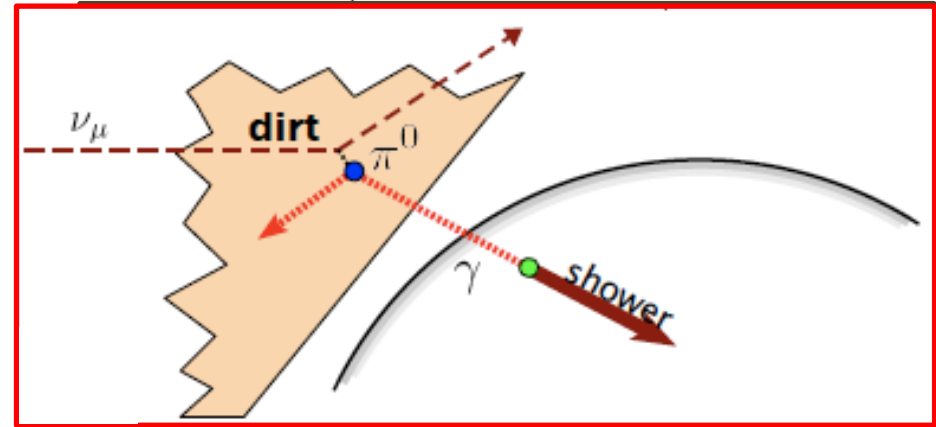
e.g.) Time of Flight  
Dirt related events is consistent with ToF data including oscillation hypothesis



# 4. External $\gamma$ constraint

Process	Neutrino Mode	Antineutrino Mode
$\nu_\mu$ & $\bar{\nu}_\mu$ CCQE	$73.7 \pm 19.3$	$12.9 \pm 4.3$
NC $\pi^0$	$501.5 \pm 65.4$	$112.3 \pm 11.5$
NC $\Delta \rightarrow N\gamma$	$172.5 \pm 24.1$	$34.7 \pm 5.4$

All backgrounds are internally constrained  
 → intrinsic (beam  $\nu_e$ ) = flat  
 → misID (gamma) = accumulate at low E



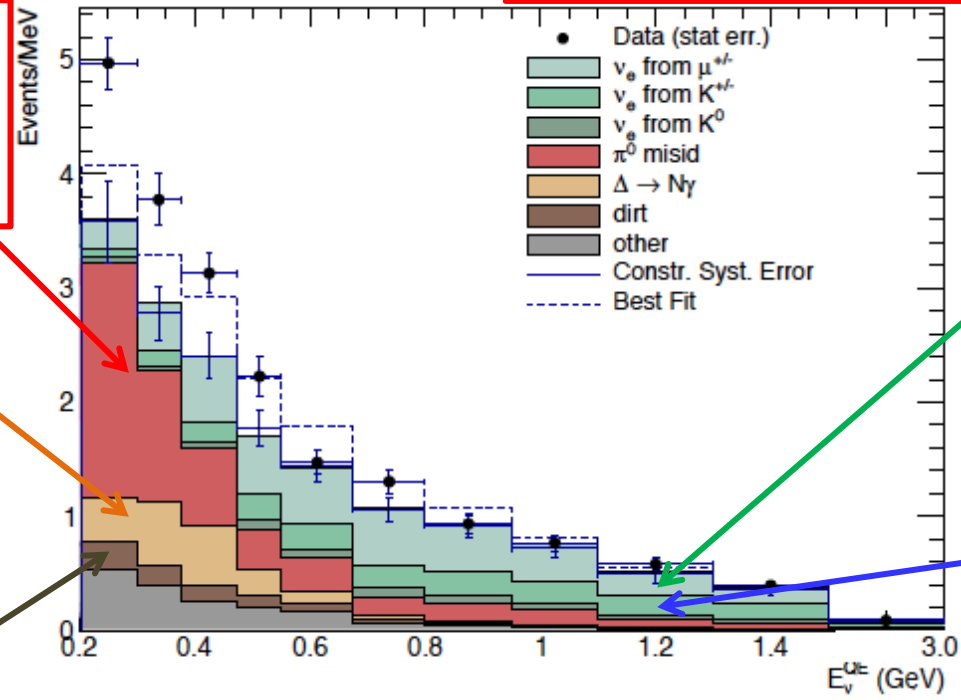
Asymmetric  $\pi^0$  decay is constrained from measured CC $\pi^0$  rate ( $\pi^0 \rightarrow \gamma$ )

$\Delta$  resonance rate is constrained from measured NC $\pi^0$  rate

dirt rate is measured from dirt data sample

$\nu_e$  from  $\mu$  decay is constrained from  $\nu_\mu$  CCQE measurement

$\nu_e$  from K decay is constrained from SciBooNE high energy  $\nu_\mu$  event measurement



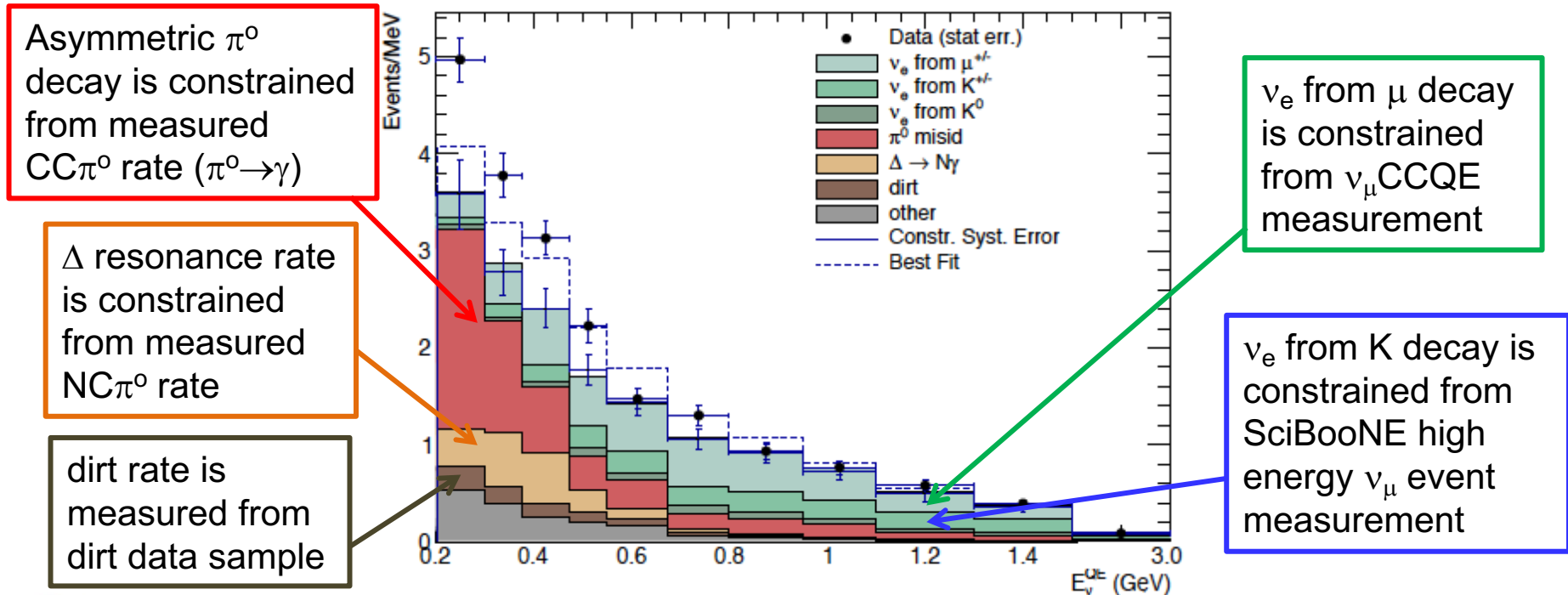
# 4. Internal background constraints

All backgrounds are internally constrained

→ intrinsic (beam  $\nu_e$ ) = flat

→ misID (gamma) = accumulate at low E

Process	Neutrino Mode	Antineutrino Mode
$\nu_\mu$ & $\bar{\nu}_\mu$ CCQE	$73.7 \pm 19.3$	$12.9 \pm 4.3$
NC $\pi^0$	$501.5 \pm 65.4$	$112.3 \pm 11.5$
NC $\Delta \rightarrow N\gamma$	$172.5 \pm 24.1$	$34.7 \pm 5.4$
External Events	$75.2 \pm 10.9$	$15.3 \pm 2.8$
Other $\nu_\mu$ & $\bar{\nu}_\mu$	$89.6 \pm 22.9$	$22.3 \pm 3.5$
$\nu_e$ & $\bar{\nu}_e$ from $\mu^\pm$ Decay	$425.3 \pm 100.2$	$91.4 \pm 27.6$
$\nu_e$ & $\bar{\nu}_e$ from $K^\pm$ Decay	$192.2 \pm 41.9$	$51.2 \pm 11.0$
$\nu_e$ & $\bar{\nu}_e$ from $K_L^0$ Decay	$54.5 \pm 20.5$	$51.4 \pm 18.0$
Other $\nu_e$ & $\bar{\nu}_e$	$6.0 \pm 3.2$	$6.7 \pm 6.0$
Unconstrained Bkgd.	1590.5	398.2
Constrained Bkgd.	$1577.8 \pm 85.2$	$398.7 \pm 28.6$
Total Data	1959	478
Excess	$381.2 \pm 85.2$	$79.3 \pm 28.6$



Major backgrounds are all measured in other data sample and their errors are constrained!

# 1. MiniBooNE neutrino experiment

# 2. Booster Neutrino Beamline (BNB)

# 3. MiniBooNE detector

# 4. Oscillation candidate search

# 5. Discussion



1. MiniBooNE
2. Beam
3. Detector
4. Oscillation
5. Discussion

# 5. Oscillation candidate event excess

$200 < E_{\nu QE} < 1250 \text{ MeV}$

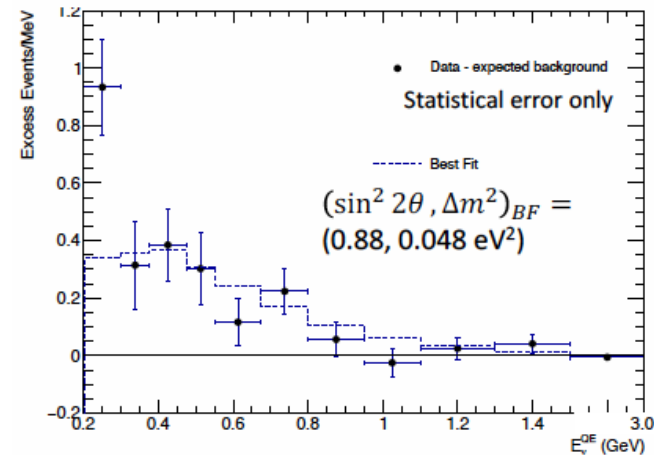
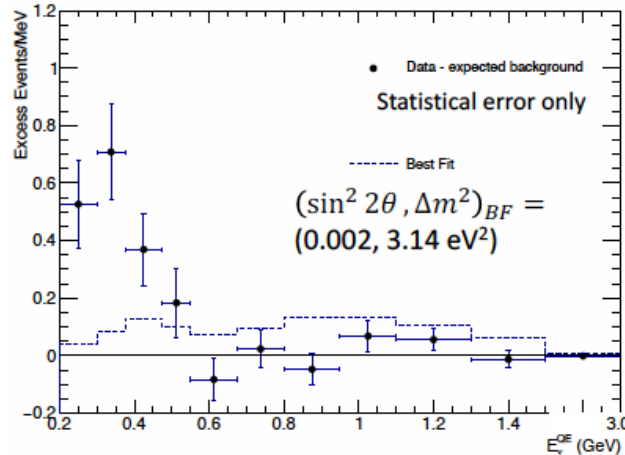
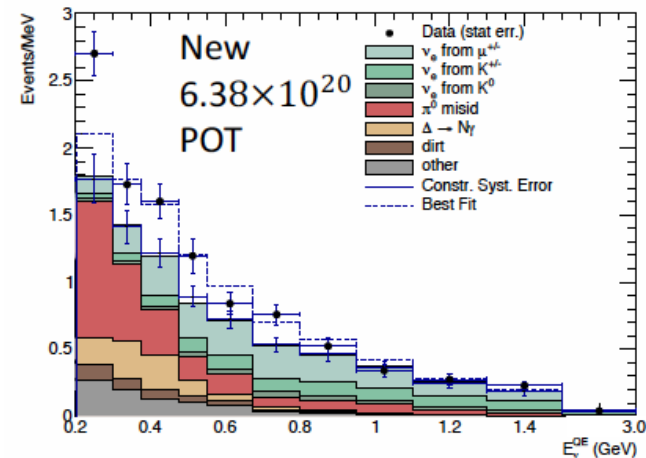
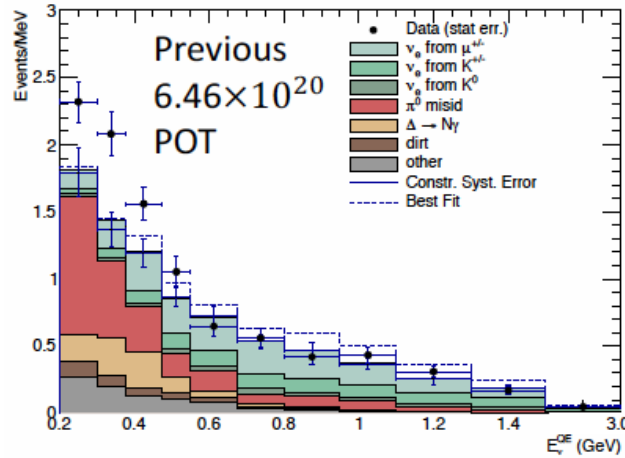
- neutrino mode: Data = 1956 events

Bkgd =  $1577.8 \pm 39.7(\text{stat}) \pm 75.4(\text{syst}) \rightarrow 381.2 \pm 85.2 \text{ excess } (4.5\sigma)$

Old data (50.3%)  
162.0 event excess

New data (49.7%)  
219.2 event excess

KS test suggests  
they are compatible  
 $P(\text{KS})=76\%$



## 5. Oscillation candidate event excess

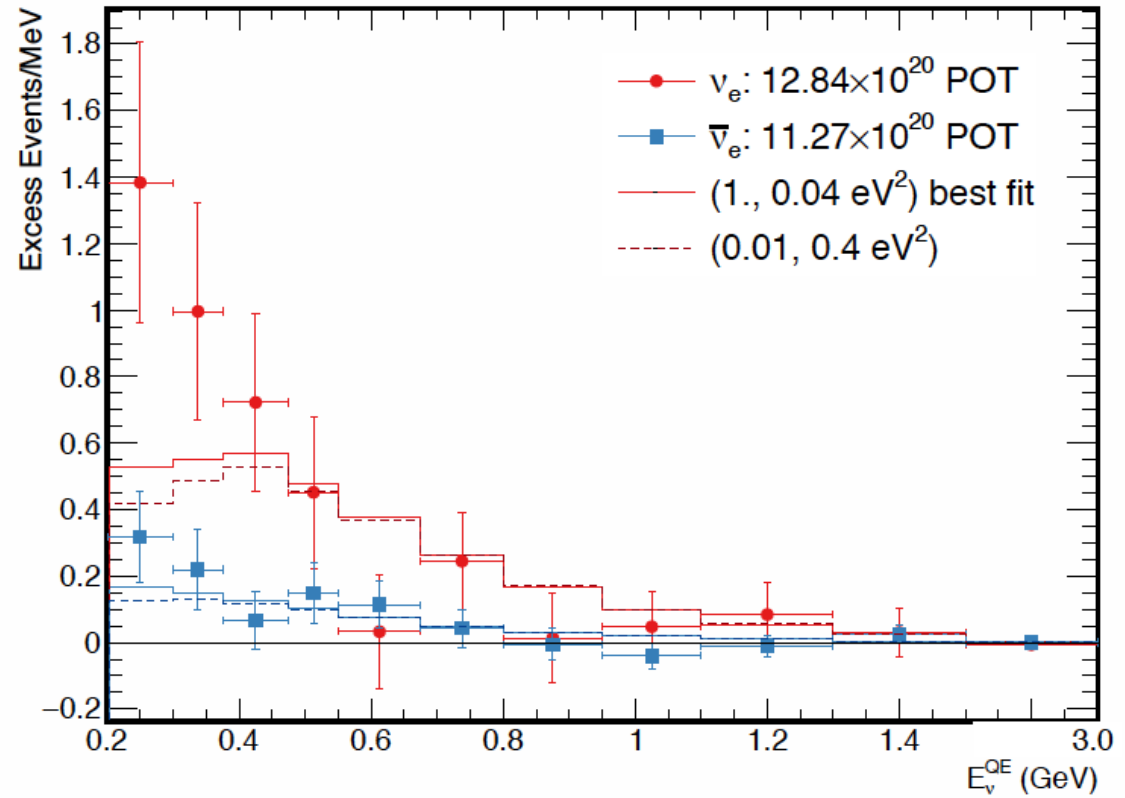
$200 < E_{\nu QE} < 1250 \text{ MeV}$

- neutrino mode: Data = 1959 events

Bkgd =  $1577.8 \pm 39.7(\text{stat}) \pm 75.4(\text{syst}) \rightarrow 381.2 \pm 85.2 \text{ excess } (4.5\sigma)$

- antineutrino mode: Data = 478 events

Bkgd =  $398.7 \pm 20.0(\text{stat}) \pm 20.3(\text{syst}) \rightarrow 79.3 \pm 28.6 \text{ excess } (2.8\sigma)$



# 5. Oscillation candidate event excess

$200 < E_{\nu QE} < 1250$  MeV

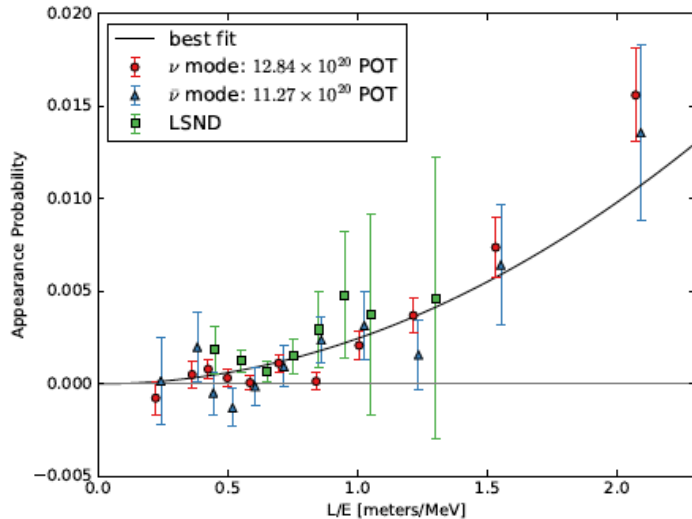
- neutrino mode: Data = 1959 events

Bkgd =  $1577.8 \pm 39.7(\text{stat}) \pm 75.4(\text{syst}) \rightarrow 381.2 \pm 85.2$  excess ( $4.5\sigma$ )

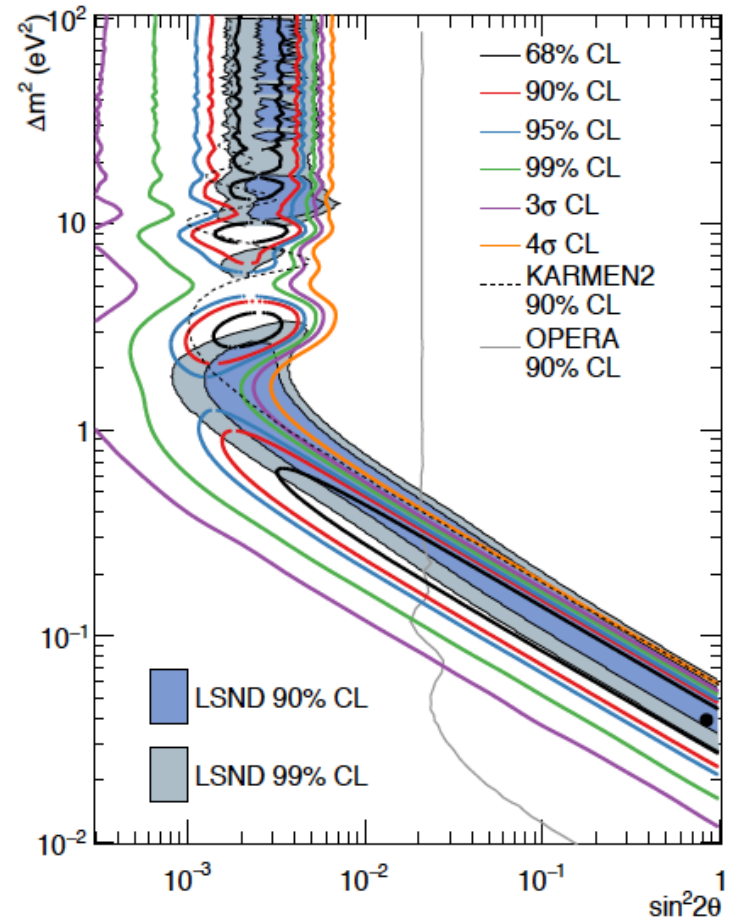
- antineutrino mode: Data = 478 events

Bkgd =  $398.7 \pm 20.0(\text{stat}) \pm 20.3(\text{syst}) \rightarrow 79.3 \pm 28.6$  excess ( $2.8\sigma$ )

Compatible with LSND excess within 2-neutrino oscillation hypothesis



However, appearance and disappearance data have a strong tension (Maltoni, Neutrino 2018)



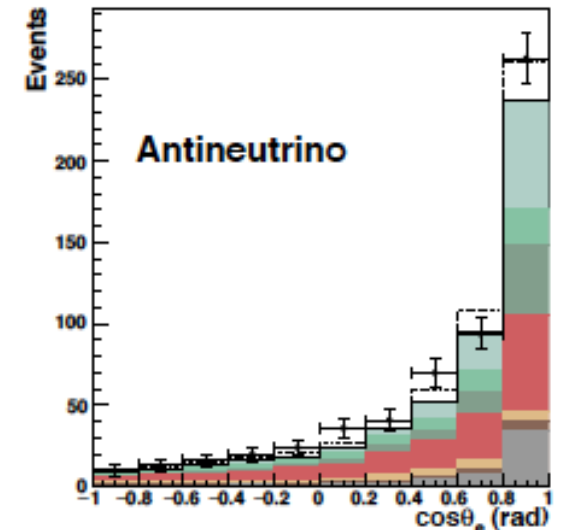
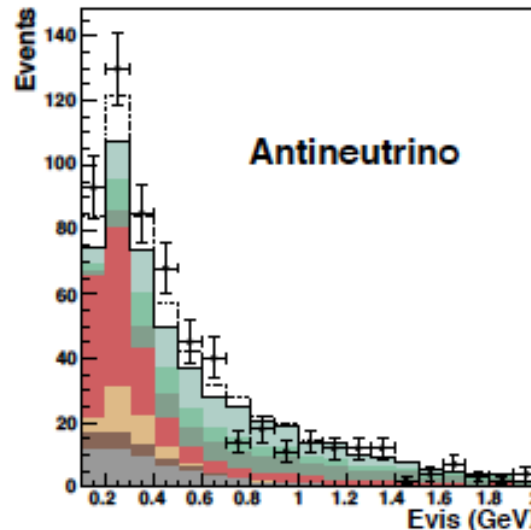
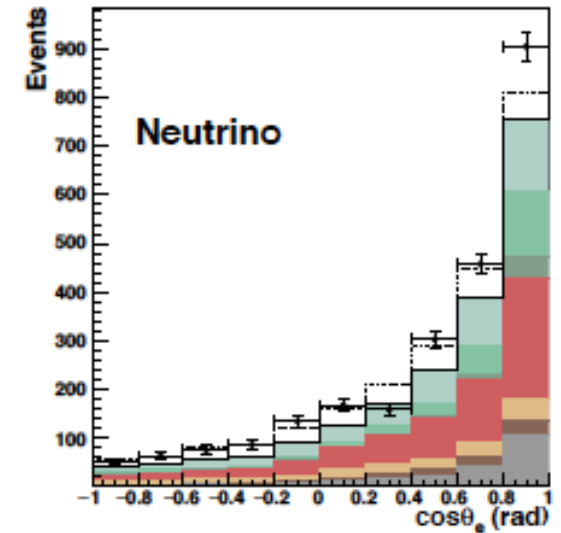
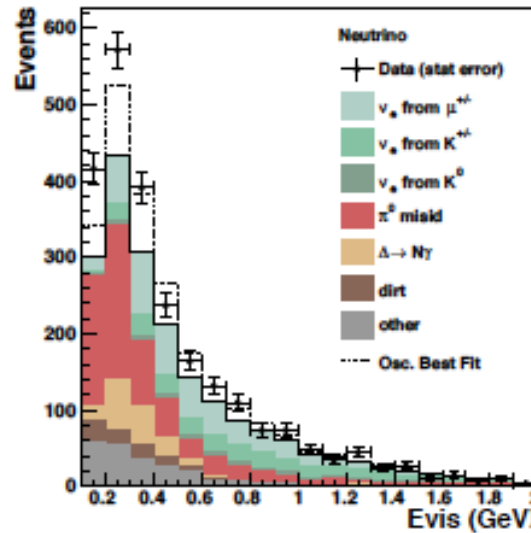
## 5. Alternative photon production models?

Excess look like more photons  
(misID) than electrons

- peaked forward direction
- shape match with  $\pi^0$  spectrum

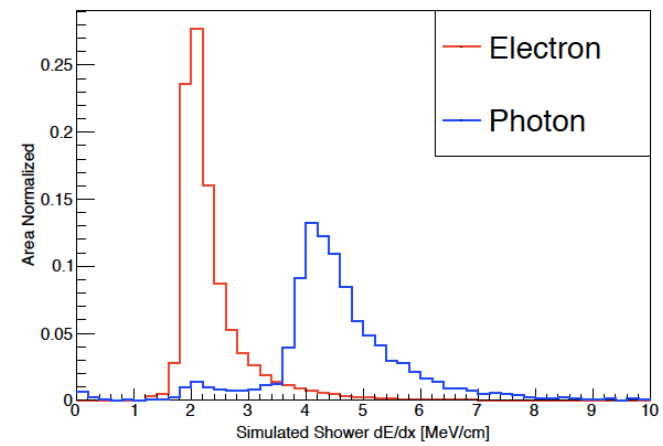

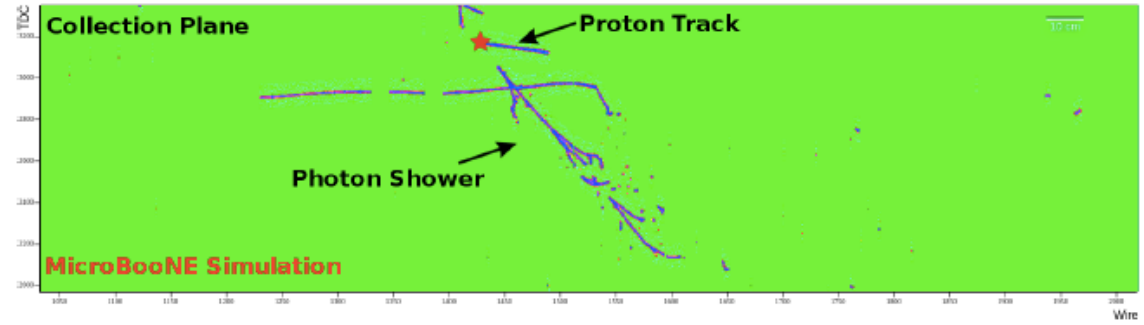
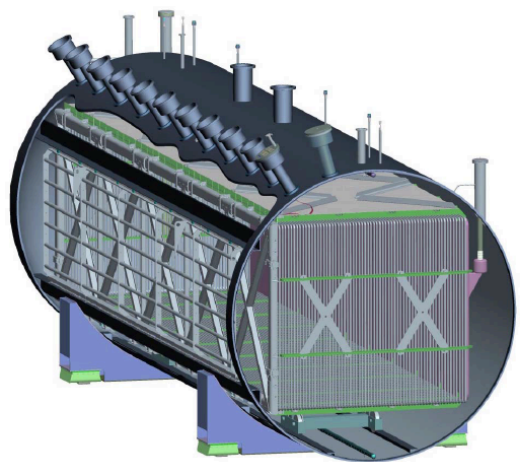
Any misID background missing?

- Internal  $\pi^0$ ?
- external  $\pi^0$ ?
- New NC $\gamma$  process?
- New  $\gamma$  production process?



# 5. Liquid argon time projection chamber $\gamma$ production


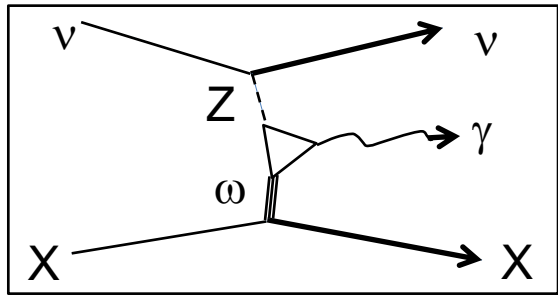
High resolution detector with e/ $\gamma$  separation  
- Original motivation of US LArTPC program



dE/dx of first 4cm track (simulation)

# 5. Anomaly mediated $\gamma$ production

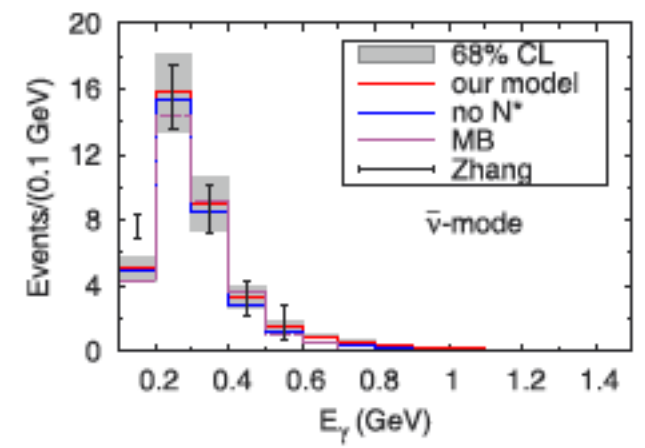
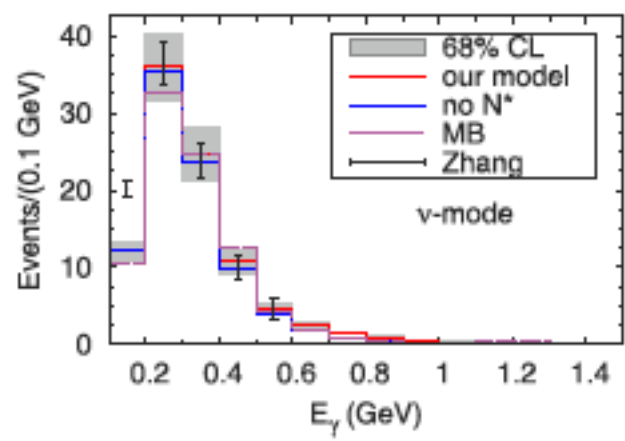
A process within SM, but not considered.



1. MiniBooNE
2. Beam
3. Detector
4. Oscillation
5. Discussion

Later study found the contribution is small.

Hill, PRD84(2011)017501  
 Zhang and Serot, PLB719(2013)409  
 Wang et al, PLB740(2015)16



It looks it's easy to forget any processes with  $\sigma \sim 10^{-41}$  cm<sup>2</sup>  
 (e.g., diffractive  $\pi^0$  production  $\sigma \sim 10^{-41}$  cm<sup>2</sup> was identified very recently by MINERvA)

1. MiniBooNE
2. Beam
3. Detector
4. Oscillation
5. Disappearance

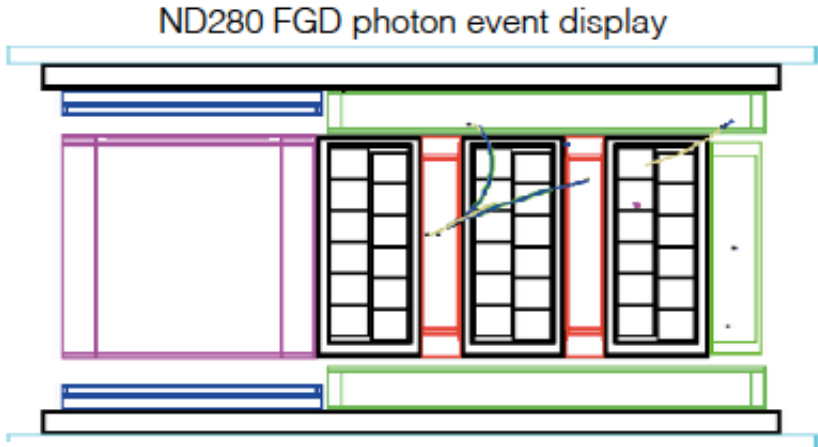
T2K, to be published (2018)  
 MicroBooNE, public note 1041 (2018)

# 5. NC single photon search in T2K

## T2K near detector measurement

- 95% pure photon sample ( $M_{inv} < 50$  MeV)
- Large external photon background and internal  $\pi^0$  production background. T2K can only set a limit.

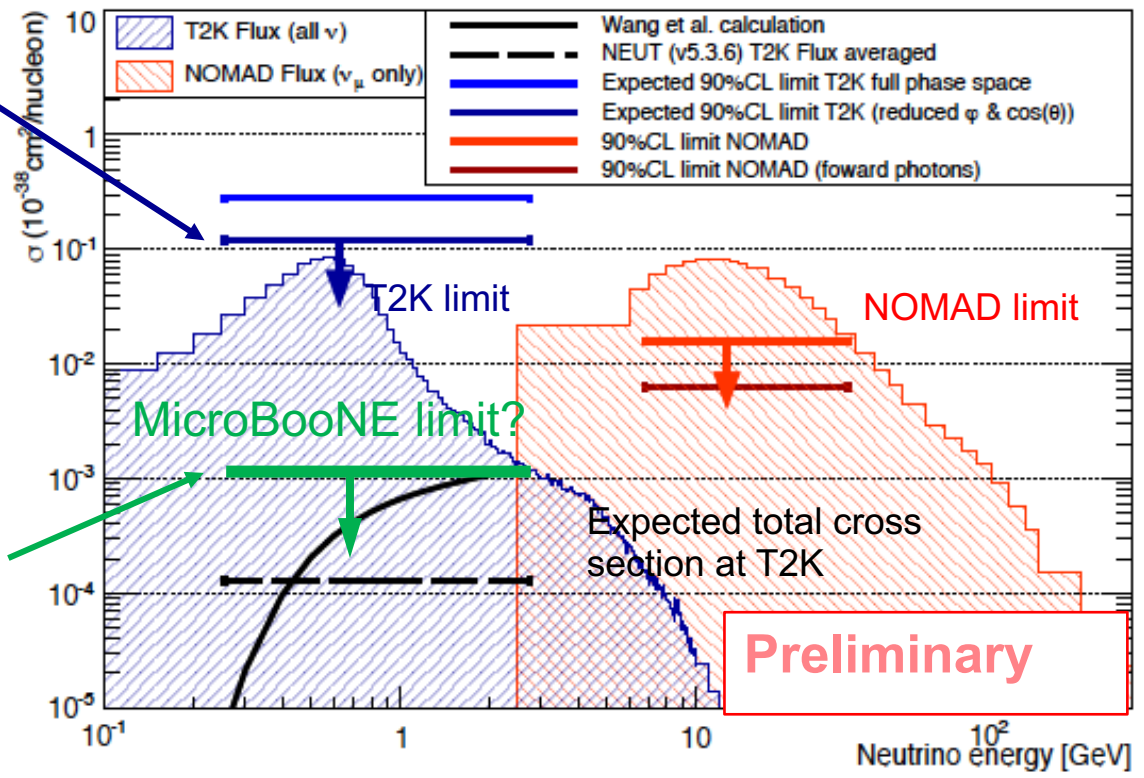

Pierre Lasorak  
 Queen Mary (T2K)  
 → Sussex (DUNE)



## MicroBooNE

- First large LArTPC in USA
- Good  $e/\gamma$  PID
- Large active veto region
- Good internal  $\pi^0$  measurement
- Good chance to measure the first positive signal of this channel.

Bobby Murrell  
 Manchester  
 (MicroBooNE)

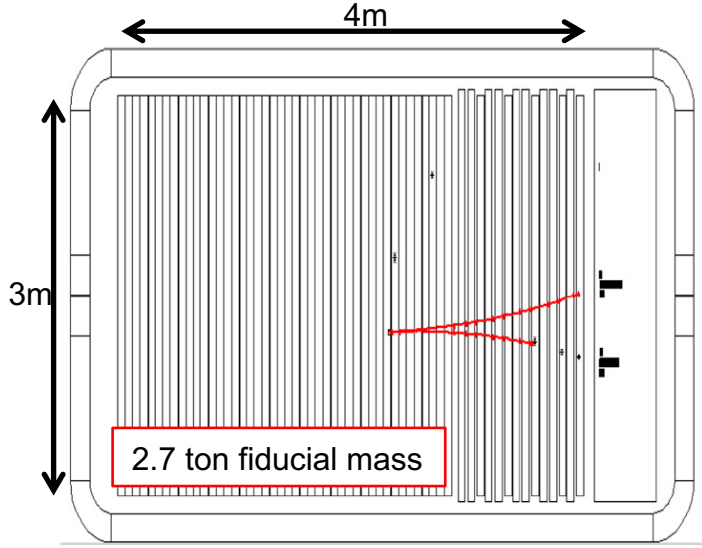
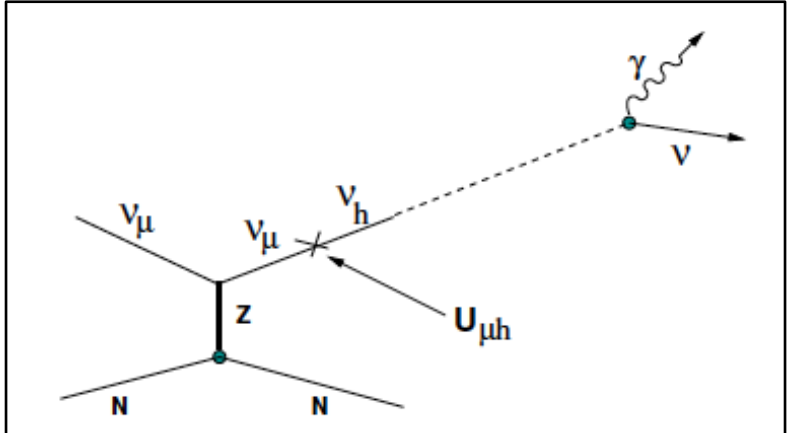


# 5. Beyond the Standard Model $\gamma$ production

## Heavy neutrino decay $\gamma$ production

Carefully designed to avoid Karmen constraint.  
- The model works, but there are many “tricks” to avoid existing constraints, making the model bit artificial.

This model motivated NOMAD to look for such process. They didn't find it and set limit. But this limit is higher energy region and below 3 GeV is still unknown.



NOMAD, PLB706(2012)268



# 5. Lorentz violating neutrino oscillation

## Alternative oscillation explanation of LSND signal

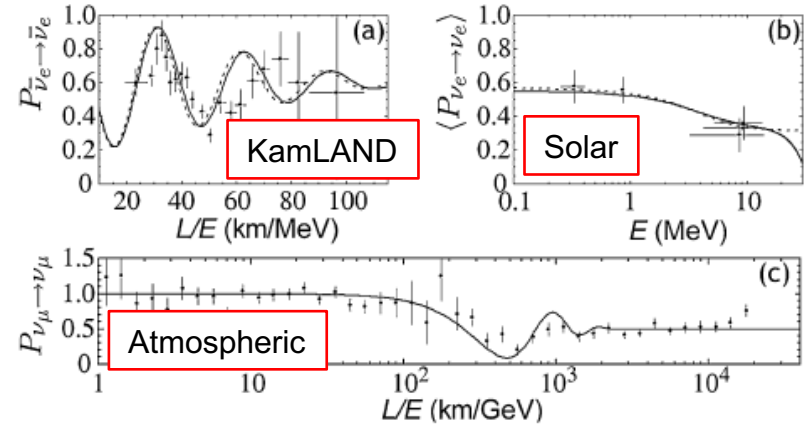
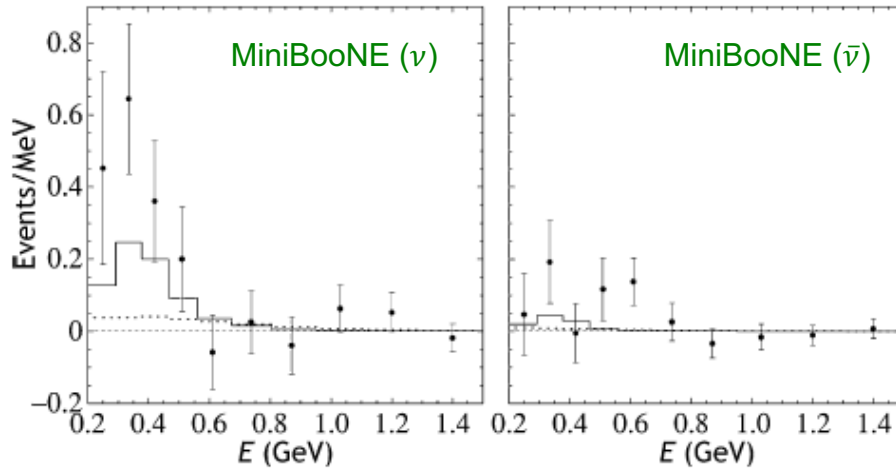
Making a new texture in Hamiltonian to control oscillations.

- LV-motivated model reproduce all data and LSND
- not really reproduce details (no  $\nu_e$  appearance).

puma model effective Hamiltonian

$$h_{\text{eff}}^{\nu} = A \begin{pmatrix} 1 & 1 & 1 \\ 1 & 1 & 1 \\ 1 & 1 & 1 \end{pmatrix} + B \begin{pmatrix} 1 & 1 & 1 \\ 1 & 0 & 0 \\ 1 & 0 & 0 \end{pmatrix} + C \begin{pmatrix} 1 & 0 & 0 \\ 0 & 0 & 0 \\ 0 & 0 & 0 \end{pmatrix},$$

where  $A(E) = m^2/2E$ ,  $B(E) = \hat{a}E^2$ , and  $C(E) = \hat{c}E^5$



Alternative oscillation models were popular in the beginning of oscillation physics time, but after Super-K's L/E oscillatory shape measurement (2004), possible phenomenological models are extremely limited and all survived models have lots of "tricks" to avoid all constraints.

Super-Kamiokande, PRL(2004)101801

# 5. Lorentz violating neutrino oscillation

Search of Lorentz violation using neutrinos  
 Almost all neutrino experiments publish results of search of Lorentz violation.

The latest IceCube atmospheric neutrino Lorentz violation search set one of the strongest limits on anomalous space-time effect, from table top experiment to cosmology.

- highest energy (~20 TeV)
- longest baseline (~12700 km)

Neutrinos are one of the most sensitive tools to study space-time properties!

1. MiniBooNE
2. Beam
3. Detector
4. Oscillation
5. Discussion

MINOS ND  
PRL101(2008)151601

MINOS FD  
PRL105(2010)151601

LSND  
PRD72(2005)076004

T2K ND  
PRD95(2017)111101

AMANDA  
PRD79(2009)102005

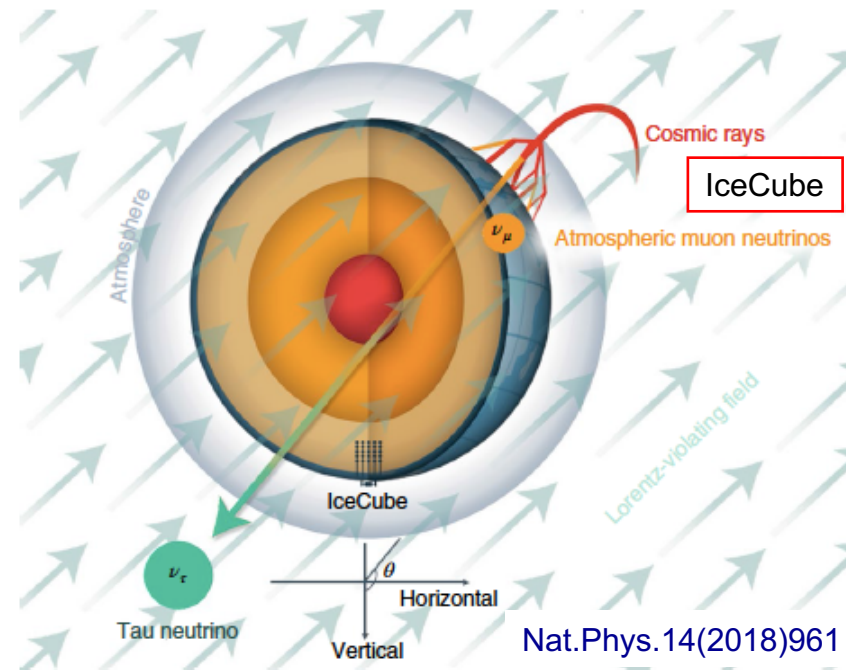
Super-Kamiokande  
PRD91(2015)052003

MiniBooNE  
PLB718(2013)1303

IceCube-40  
PRD82(2010)112003

Double Chooz  
PRD86(2013)112009

Daya Bay  
arXiv:1809.04660



# New study again proves Einstein right: Most thorough test to date finds no Lorentz violation in high-energy neutrinos

July 16, 2018 by Jennifer Chu, Massachusetts Institute of Technology

633

Like

G+

Tweet

3


reddit

Favorites

Email

Print

PDF



The IceCube Lab at the South Pole. Credit: Martin Wolf, IceCube/NSF

Live Science > Strange News

# Right Again, Einstein: Special Relativity Works Even in Ghostly High-Energy Neutrinos

By Kimberly Hickok, Staff Writer | July 16, 2018 05:21pm ET



MiniBooNE signal is a source of many new ideas!

- Sterile neutrinos
- Lorentz violating neutrino oscillation
- new interaction models (NC $\gamma$ )
- new technology (LArTPC)

etc

An artist's rendition of subatomic particle movement. Neutrino physicists examined neutrinos detected by the IceCube Observatory, and found that they adhere to Albert Einstein's theory of relativity.

Credit: Shutterstock

Space.com > Science & Astronomy

# Scientists Prove Einstein Right Using the Most Elusive Particles in the Universe

By Kimberly Hickok, Live Science Staff Writer | July 17, 2018 06:35am ET

Featured Last comments Popu

New extremely distant solar system object found during hunt for Planet 9




U.S. World Opinion Politics Entertainment Business Lifestyle TV Radio More

Hot Topics FBI summary released Daines calls Kavanaugh Clinton ties to Russia probe

PHYSICS · Published July 17 · Last Update July 17

# Einstein's theory of special relativity works even in ghostly high-energy neutrinos


By Kimberly Hickok, Staff Writer | LiveScience



bellboy while travelling in Japan in 1922 fetched \$1.56 million at a Jerusalem auction, The Winner auction house

Once again, scientists have shown that Albert Einstein's theory of special relativity is right – this time, thanks to a particle detector buried deep beneath Antarctica.

Trending in Science



Florida residents warn carrying New Guinea flu invading part of the sta



Mysterious hole shooti Arkansas stumps offici out' Satan



Lion named Mufasa ha hacked off as four othe poisoned in wildlife re

# Conclusion

MiniBooNE is the short-baseline neutrino oscillation experiments

After 15 years of running

- neutrino mode:  $381.2 \pm 85.2$  excess ( $4.5\sigma$ )
- antineutrino mode:  $79.3 \pm 28.6$  excess ( $2.8\sigma$ )

MiniBooNE has many legacies in this community

- Many useful tools
- Many useful people
- Many new topics
  - Neutrino cross section measurements
  - Test of Lorentz violation with neutrinos
  - Production& detection Dark Matter search with neutrino detector

MiniBooNE, PRL118(2017)221803

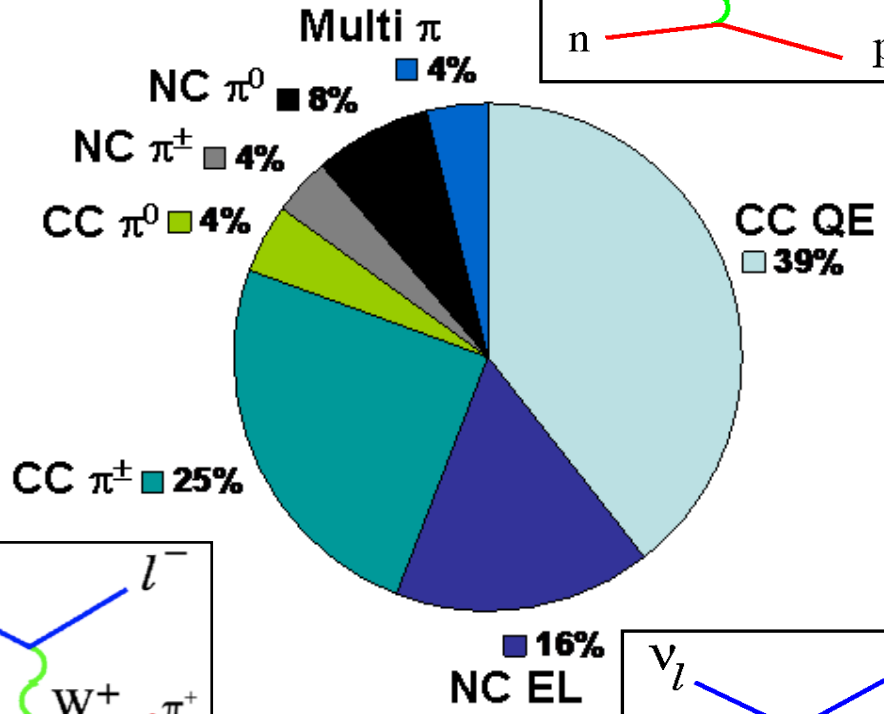
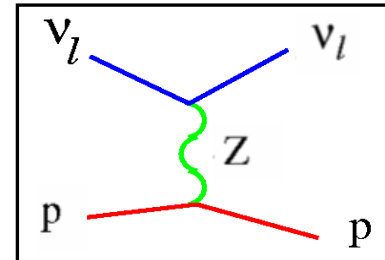
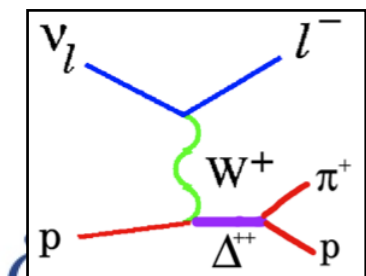
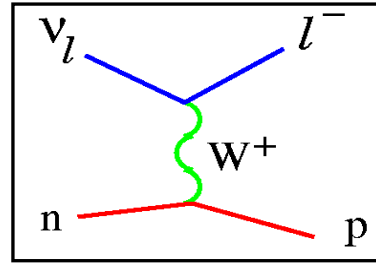
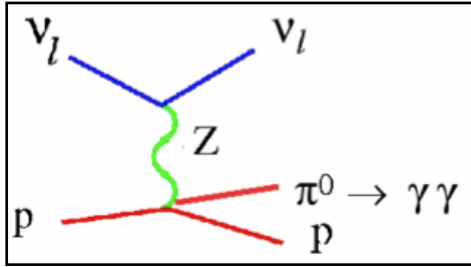
But the biggest legacy is the **short-baseline anomaly**

# Thank you for your attention!

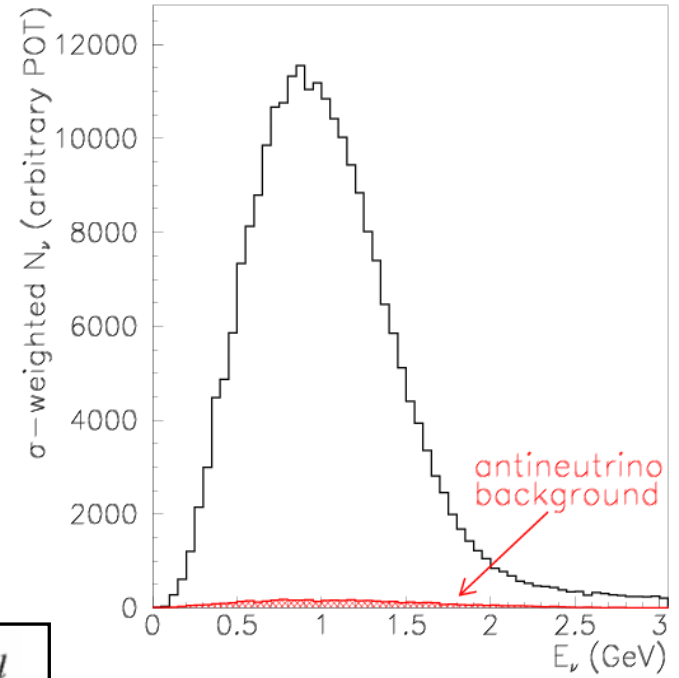
1. MiniBooNE
2. Beam
3. Detector
4. Oscillation
5. Discussion

# backup

# 1. Cross section model



Predicted event rates before cuts  
(NUANCE Monte Carlo)  
Casper, Nucl.Phys.Proc.Suppl.112(2002)161



Event neutrino energy (GeV)

## 4. PID cuts Oscillation candidate events

4 PID cuts

- (a) Before PID cuts
- (b) After L(e/mu) cut
- (c) After L(e/ $\pi^0$ ) cut
- (d) After  $m_{\gamma\gamma}$  cut

Old and new data agree within 2% over 8 years separation.

